

# STUDENT EDUCATION METRICS

FISCAL YEAR 2019-20

Prepared for:  
PHSA Research Committee

Prepared by:  
Ellen Chesney, Chief Administrative Officer – Research  
Christie Diamond, Corporate Director, Academic Education  
Beth Palacios, PHSA Consultant

# TABLE OF CONTENTS

Table of Contents.....	2
PHSA Student Education Metrics Fiscal Year Summary - PHSA Overall .....	5
PHSA Aggregate Analysis .....	6
<b>BUILD STUDENT EDUCATION CAPACITY .....</b>	<b>6</b>
<b>Placement Activity .....</b>	<b>6</b>
TABLE 1 Total # of Students* and Placement Hours by Discipline and Sub-discipline by Fiscal Year .....	6
TABLE 2 MDUG – Total # of Distinct Students, Placements and Requested Days .....	8
TABLE 3 PGMA – Total # of Distinct Students, Placements and Requested Days.....	9
TABLE 4 Total # of Students by Discipline and Sub-discipline by Month .....	10
TABLE 5 Number of Confirmed and Declined Placement Requests by Educational Institution .....	11
<b>Preceptor/Educator Training .....</b>	<b>12</b>
TABLE 6 Number of Preceptors/Educators Trained by the Educator Pathway Program by PHSA program.....	12
<b>Preceptor Activity.....</b>	<b>13</b>
FIGURE 1 Number of Preceptors by Student Placement Activity and Fiscal Year - Nursing .....	13
FIGURE 2 Number of Preceptors by Student Placement Activity and Fiscal Year – All Other Disciplines .....	14
FIGURE 3 Number of BCEHS Preceptors & Placement Activity by Course by Fiscal Year .....	15
TABLE 7 Estimated Cost of PHSA Preceptor Time by Discipline and Encounter Type – FY 2019-20.....	15
<b>BUILD EFFECTIVE PARTNERSHIPS AND COLLABORATIONS THAT SUPPORT INNOVATION .....</b>	<b>16</b>
FIGURE 4 Number of Affiliation Agreements by Region and Sector by Fiscal Year .....	16
FIGURE 5 Number of Affiliation Agreements Utilizing Standard Template by FY.....	17
FIGURE 6 Number of Student Hours by Top 10 Educational Institutions by FY – All Disciplines .....	17
TABLE 8 Number of Students by Top 5 Educational Institutions by Program – All Disciplines.....	18
FIGURE 7 Distribution of Student Hours by Placement Setting by FY.....	19
FIGURE 8 Percent of Student Hours by Practice Setting by Agency by FY .....	20
<b>MONITOR THE QUALITY OF CLINICAL LEARNING ENVIRONMENT AND RESULTS.....</b>	<b>21</b>
TABLE 9 Number of New Hires by Placement Discipline for top 85%.....	21
TABLE 10 Number of PHSA Placements by Educational Institution for New Hires.....	21
<b>BC Cancer .....</b>	<b>22</b>
<b>BUILD STUDENT EDUCATION CAPACITY .....</b>	<b>22</b>
<b>Placement Activity .....</b>	<b>22</b>
TABLE 11 Total # of Students and Placement Hours by Site, Discipline and Sub-discipline by Fiscal Year.....	22
TABLE 12 MDUG – Total # of Distinct Students, Placements and Requested Days by Site and Specialty .....	24
TABLE 13 PGME – Total # of Distinct Students, Placements and Requested Days by Site and Specialty .....	24
TABLE 14 # of Students and Hours by Discipline, Site and Reasons for Placement Decline for FY.....	25
TABLE 15 Estimated Cost of Preceptor Time by Discipline, Sub-discipline and Encounter Type for FY .....	26
<b>BUILD EFFECTIVE PARTNERSHIPS AND COLLABORATIONS THAT SUPPORT INNOVATION .....</b>	<b>27</b>
TABLE 16 Distribution of Student Placements by Educational Institution and Sub-discipline by FY .....	27
<b>BC CHILDREN’S HOSPITAL AND SUNNY HILL HEALTH CENTRE (BCCHR).....</b>	<b>28</b>
<b>BUILD STUDENT EDUCATION CAPACITY .....</b>	<b>28</b>
<b>Placement Activity .....</b>	<b>28</b>
TABLE 17 Total # of Students and Placement Hours by Site, Discipline and Sub-discipline by Fiscal Year.....	28
TABLE 18 MDUG – Total # of Distinct Students, Placements and Requested Days by Site and Specialty .....	30
TABLE 19 PGME – Total # of Distinct Students, Placements and Requested Days by Site and Specialty .....	30
TABLE 20 # of Students and Hours by Discipline, Site and Reasons for Placement Decline for Fiscal Year.....	31
TABLE 21 Estimated Cost of Preceptor Time by Discipline, Sub-discipline and Encounter Type for FY .....	32
<b>BUILD EFFECTIVE PARTNERSHIPS AND COLLABORATIONS THAT SUPPORT INNOVATION .....</b>	<b>33</b>
TABLE 22 Distribution of Student Placements by Educational Institution and Sub-discipline by FY .....	33
<b>BC WOMEN’S HOSPITAL &amp; HEALTH CENTRE (BCW) .....</b>	<b>36</b>
<b>BUILD STUDENT EDUCATION CAPACITY .....</b>	<b>36</b>

Placement Activity .....	36
TABLE 23 Total # of Students and Placement Hours by Site, Discipline and Sub-discipline by Fiscal Year .....	36
TABLE 24 MDUG – Total # of Distinct Students, Placements and Requested Days by Site and Specialty .....	37
TABLE 25 PGME – Total # of Distinct Students, Placements and Requested Days by Site and Specialty .....	37
TABLE 26 # of Students and Hours by Discipline, Site and Reasons for Placement Decline for Fiscal Year .....	38
TABLE 27 Estimated Cost of Preceptor Time by Discipline, Sub-discipline and Encounter Type for FY .....	38
<b>BUILD EFFECTIVE PARTNERSHIPS AND COLLABORATIONS THAT SUPPORT INNOVATION .....</b>	<b>39</b>
TABLE 28 Distribution of Student Placements by Educational Institution and Sub-discipline by FY .....	39
<b>BC MENTAL HEALTH AND SUBSTANCE USE SERVICES (BCMHSUS) .....</b>	<b>41</b>
<b>BUILD STUDENT EDUCATION CAPACITY .....</b>	<b>41</b>
Placement Activity .....	41
TABLE 29 Total # of Students and Placement Hours by Site, Discipline and Sub-discipline by Fiscal Year .....	41
TABLE 30 MDUG – Total # of Distinct Students, Placements and Requested Days by Site and Specialty .....	43
TABLE 31 PGME – Total # of Distinct Students, Placements and Requested Days by Site and Specialty .....	43
TABLE 32 # of Students and Hours by Discipline, Site and Reasons for Placement Decline .....	43
TABLE 33 Estimated Cost of Preceptor Time by Discipline, Sub-discipline and Encounter Type for FY .....	44
<b>BUILD EFFECTIVE PARTNERSHIPS AND COLLABORATIONS THAT SUPPORT INNOVATION .....</b>	<b>45</b>
TABLE 34 Distribution of Student Placements by Educational Institution and Sub-discipline by FY .....	45
<b>BC CENTRE FOR DISEASE CONTROL (BCCDC) .....</b>	<b>47</b>
<b>BUILD STUDENT EDUCATION CAPACITY .....</b>	<b>47</b>
Placement Activity .....	47
TABLE 35 Total # of Students and Placement Hours by Site, Discipline and Sub-discipline by Fiscal Year .....	47
TABLE 36 MDUG – Total # of Distinct Students, Placements and Requested Days by Site and Specialty .....	47
TABLE 37 PGME – Total # of Distinct Students, Placements and Requested Days by Site and Specialty .....	48
TABLE 38 # of Students and Hours by Discipline, Site and Reasons for Placement Decline .....	48
TABLE 39 Estimated Cost of Preceptor Time by Discipline, Sub-discipline and Encounter Type for FY .....	48
<b>BUILD EFFECTIVE PARTNERSHIPS AND COLLABORATIONS THAT SUPPORT INNOVATION .....</b>	<b>49</b>
TABLE 40 Distribution of Student Placements by Educational Institution and Sub-discipline by FY .....	49
<b>BC EMERGENCY HEALTH SERVICES (BCEHS) .....</b>	<b>50</b>
<b>BUILD STUDENT EDUCATION CAPACITY .....</b>	<b>50</b>
Placement Activity .....	50
TABLE 41 Total # of Students and Placement Hours by Course and Fiscal Year .....	50
TABLE 42 Estimated Cost of PHSA Preceptor Time by Discipline, Sub-discipline and Encounter Type for FY .....	50
Appendix A – GLOSSARY .....	51
Appendix B – NUMBER OF STUDENTS AND HOURS BY DISCIPLINE, PROGRAM AND DECLINE REASON .....	56
Appendix C – EDUCATION INSTITUTIONS WITH AFFILIATION AGREEMENTS IN PLACE FY 2019-20 .....	58
Appendix D – TOTAL STUDENT HOURS BY EDUCATION INSTITUTION, DISCIPLINE AND SUB-DISCIPLINE BY FY .....	59
Appendix E – NEW HIRE ORIENTATION COURSE-STUDENT EDUCATION QUESTIONS .....	65

# Introduction

This report is a companion document to the *PHSA Research and Student Education Metrics Consolidated Report*, and provides further detailed metrics according to PHSA's Student Education Metrics Framework. It reports on metrics across PHSA on Student Education Capacity, Building Effective Partnerships and Collaborations that Support Innovation, and Monitoring the Quality of Clinical Learning Environment and Results. As well, the report includes student education summaries for the following programs: BC Cancer, BC Children's Hospital and Sunny Hill Health Centre, BC Women's Hospital & Health Centre, BC Emergency Health Services, BC Mental Health and Substance Use Services, and BC Centre for Disease Control.

The intent of the report is to:

- Acknowledge, celebrate and monitor the commitment of PHSA's teams who support student education.
- Recognize collaborations with the academic partners across the province.
- Provide data to inform operational and strategic decisions, including workforce planning, building capacity for student education, quality practice environments, and priority areas of focus and innovation.
- Identify opportunities for further development.

# PHSA STUDENT EDUCATION METRICS FISCAL YEAR SUMMARY- PHSA OVERALL

Indicator	Key Measure Description	FY 2017-18	FY 2018-19	FY 2019-20	
		Value	Value	Value	
Build Student Education Capacity	1a	<b>Total Number of Student Hours by Program</b> (excludes medical students)	<b>255,382</b>	<b>272,052</b>	<b>263,099</b>
		BCCH	91,497	103,766	96,351
		BCEHS	70,939	59,103	58,586
		BCW	38,029	38,418	40,904
		BCMHSUS (Forensics, MH & Addictions, Burnaby Centre, CHS)	29,029	31,436	28,193
		BC CANCER – all locations	17,145	26,241	28,229
		Sunny Hill	7,392	7,213	5,845
		All Other (BCCDC, PSBC, PHSA)	1,351	5,875	4,991
	1a	<b>Total Number of Students by Program</b> (excludes medical students)		<b>1,723</b>	<b>1,714</b>
		BCCH		643	637
		BCEHS		402	351
		BCW		319	367
		BCMHSUS (Forensics, MH & Addictions, Burnaby Centre, CHS)	N/A	207	175
		BC CANCER – all locations		95	106
	Sunny Hill		38	58	
	All Other (BCCDC, PSBC, PHSA)		19	20	
1b	<b>Total Number of Medical Students</b> (Undergraduate & Post-Graduate)				
	Undergraduate Medical Students (annual)	454	493	463	
	Post-Graduate Medical Students (annual)	793	805	851	
1e	<b>Estimated Cost of Staff Time by Encounter Type**</b>				
	One-to-one	\$3,896,431	\$4,929,262	\$4,451,977	
	Group	\$104,172	\$110,652	\$164,119	
1g	Total Number of PHSA declined placement requests in HSPnet**	241	145	208	
1h	<b>Total # of Staff Participants participating in Preceptor/Educator Training</b>				
	Educator Pathway Project (Preceptor/Educator Training)	45	167	235	
	BC Emergency Health Services (Preceptor Training)	2	190	55	
1i	<b>Total Number of Preceptors in HSPnet with and without a placement</b>				
	With a placement	347	333	369	
	Without a placement	300	496	237	
Build Effective Partnerships and Collaborations to Support Innovation	2a	Total # of Affiliation Agreements (% based on standard template)	68(88%)	68(88%)	76(88%)
	2b	<b>Top 5 Education Institutions by placement hours-all disciplines</b>			
		BCIT	40,696	64,813	67,329
		Justice Institute of BC	66,235	53,980	52,705
		University of BC	45,191	45,251	45,519
		Langara	23,793	20,387	21,754
	Douglas College	9,970	19,631	13,582	
2c	Total # of student hours in an ambulatory/OP care setting**	37,268	37,064	40,095	
2d	<b>Distribution of Student Hours by Student Education setting**</b>				
	Inpatient	103,684	113,641	108,460	
	On Car (Paramedic)	70,939	59,103	58,586	
	Ambulatory/Outpatient	37,268	37,064	40,095	
	Mixed (OP/Amb & Inpatient)	34,962	46,358	41,670	
	Admin/Support Services & Public/Population Health	8,529	15,868	14,289	
Results	3a	# of hires at PHSA with previous PE Placement	559 (20%)	504(20%)	482(18%)

\*\* Excludes undergraduate and post-graduate medical students and paramedics

# PHSA AGGREGATE ANALYSIS

This summary data supports our ability to plan and communicate our placement capacity, and monitor our commitments to student education.

## BUILD STUDENT EDUCATION CAPACITY

### Placement Activity

In FY 19-20, PHSA programs provided 263,099 student hours (excluding medical students), a decrease of 8,953 hours. Both BC Mental Health and Substance Use Services and BC Children’s Hospital saw a decrease in hours, while BC Women’s and BC Cancer saw a slight increase in total student placement hours. Most disciplines show relatively consistent total student placement hours over the last three fiscal years, with the exception of two groups. The disciplines with decreased hours this fiscal year are Technicians and Technologists (e.g. Nuclear Medicine Tech,

Clinical Genetics Technologist, Medical Lab Assistant) and Administrative (e.g. Unit Clerks and Medical Office Assistants).

A breakdown of student hours and students by discipline, sub-discipline and fiscal year can be found in Table 1. This table can be used as a reference for comparing PHSA commitments to student education with our short and long-term workforce planning and other team planning processes.

**TABLE 1 Total # of Students\* and Placement Hours by Discipline and Sub-discipline by Fiscal Year**

Discipline/Sub-discipline	FY 17-18		FY 18-19		FY 19-20	
	Total Student Hours	Total # of Students	Total Student Hours	Total # of Students	Total Student Hours	Total # of Students
Nursing	106,337	899	106,140	833	107,850	888
Bacc Nursing - BScN/BSN/BN	83,446	756	76,148	621	77,404	608
Post-RN Specialty	11,493	80	17,814	148	17,824	198
Psychiatric Nursing Bacc - BScN/BN/RPN Psych	4,607	25	8,442	36	7,844	42
Nurse Practitioner	2,694	23	1,493	18	2,394	26
Psychiatric Nursing - Diploma	3,420	12	1,440	4	1,080	3
Registered Nurse			396	2	792	4
Licensed/Registered Practical Nurse	180	1	65	1	245	2
Post-LPN/RPN Specialty	420	1				
Nursing - Masters			104	1	268	5
Psychiatric Nursing Bacc - BScN/BN/RPN Psych - Post Diploma			160	1		
Bacc Nursing - Post Diploma BSN/BN	78	1	78	1		
Paramedic	71,131	24	59,271	423	58,810	379
Primary Care Paramedic	48,286	N/A	46,098	337	43,165	313
Advanced Care Paramedic	22,653	N/A	13,005	65	15,421	38
Paramedic-Advanced/Critical Care	192	24	168	21	224	28
Therapist	27,420	126	37,299	115	30,270	111
Respiratory Therapist	17,150	70	17,395	71	9,800	40
Radiation Therapist	6,384	20	16,973	35	18,435	39
Music Therapist	2,862	7	156	2	850	1
Recreation Therapist Degree	560	1	1,925	5	985	29
Art Therapist			850	2	200	2
Massage Therapist	464	28				
Technologist/Technician	15,919	48	21,405	81	16,580	55
Medical Laboratory Technologist	8,075	10	8,250	10	8,250	10

Discipline/Sub-discipline	FY 17-18		FY 18-19		FY 19-20	
	Total Student Hours	Total # of Students	Total Student Hours	Total # of Students	Total Student Hours	Total # of Students
Radiology Tech	2,732	7	3,050	9	3,046	8
Sonography Tech	2,562	11	3,150	13	2,359	13
Nuclear Medicine Tech	1,040	15	2,400	30	1,200	15
Clinical Genetics Technologist	450	1	2,180	6	900	2
MRI Technology/Technician	640	1	1,120	4		
Medical Laboratory Assistant	420	3	1,030	7	300	2
Perfusionist			225	2	450	4
Medical Radiation Technology					75	1
<b>Social Work</b>	<b>8,718</b>	<b>20</b>	<b>7,813</b>	<b>22</b>	<b>10,242</b>	<b>27</b>
Master of Social Work	5,960	13	4,076	10	5,862	14
Bachelor of Social Work	2,758	7	2,337	7	2,680	8
Child and Youth Care Worker			600	1	1,560	4
Diploma of Social Work			520	2		
Social Services Worker Certificate			280	2	140	1
<b>Pharmacy</b>	<b>6,140</b>	<b>43</b>	<b>9,890</b>	<b>49</b>	<b>10,658</b>	<b>58</b>
Pharmacist	5,680	40	8,800	42	9,398	50
Pharmacy Technician	460	3	1,090	7	1,260	8
<b>Rehabilitation Sciences</b>	<b>7,831</b>	<b>48</b>	<b>8,246</b>	<b>46</b>	<b>7,928</b>	<b>51</b>
Occupational Therapist	3,845	17	3,780	17	3,889	19
Physiotherapist	2,816	26	3,304	22	2,552	25
Rehabilitation Assistant	594	3	885	4	565	3
Speech & Language Pathologist/Communications	576	2	29	1	706	3
Audiologist			248	2	216	1
<b>Other Health</b>	<b>3,481</b>	<b>27</b>	<b>8,990</b>	<b>45</b>	<b>9,761</b>	<b>54</b>
Masters of Public Health	2,225	7	7,238	17	8,440	20
Biomedical Engineer			875	5	700	4
Therapeutic Touch Practitioner	108	6	270	15	486	27
Community Health Worker	670	6			45	1
Various - Multidisciplinary/Interdisciplinary	252	6	252	6	90	2
Bachelor of Science	184	1	320	1		
Bachelor of Arts	42	1				
Other Health			35	1		
<b>Administration</b>	<b>5,519</b>	<b>50</b>	<b>5,082</b>	<b>52</b>	<b>4,031</b>	<b>40</b>
Health Unit Coordinator	3,599	32	2,940	28	2,583	24
Medical Office Assistant	800	8	1,458	18	800	10
Clerical - General	1,080	9	600	5	360	3
Medical Transcriptionist			84	1	168	2
Master of Library and Information Services					120	1
Other Administrative	40	1				
<b>Food &amp; Nutrition</b>	<b>2,336</b>	<b>17</b>	<b>2,832</b>	<b>27</b>	<b>2,720</b>	<b>26</b>
Dietitian	2,336	17	2,832	27	2,720	26
<b>Psychology</b>	<b>550</b>	<b>2</b>	<b>2,628</b>	<b>8</b>	<b>3,248</b>	<b>12</b>
Psychology (Masters)	450	1	2,350	5	1,048	6
Counselling Psychology	100	1	150	1	2,200	6
Psychology (PHD)			128	2		
<b>Health Information Management</b>			<b>2,385</b>	<b>13</b>	<b>1,002</b>	<b>13</b>
Health Information Management			2,385	13	1,002	13



Discipline/Sub-discipline	FY 17-18		FY 18-19		FY 19-20	
	Total Student Hours	Total # of Students	Total Student Hours	Total # of Students	Total Student Hours	Total # of Students
Dental Medicine			72	9		
Doctor of Dental Medicine			72	9		
<b>Grand Total</b>	<b>255,382</b>	<b>1,280</b>	<b>272,052</b>	<b>1,723</b>	<b>263,099</b>	<b>1,714</b>

\*excludes number of ACP & PCP on-car paramedic students for FY 17-18 due to data source limitations

The number of Medical Undergraduates (MDUG) and Post Graduate Medical Education (PGME) students (1,314), placements (5,833) and days (133,318) for all clinical placements by program can be found in Tables 2 and 3. Total number of days are not representative of actual days worked, rather they are an indicator of time spent in a clinical area.

The Medical Doctor Undergraduate program (MDUG) had a total of 463 distinct students, representing 2,239 placements and 31,668 days, arriving at PHSA facilities from April 1, 2019 – March 31, 2020. See Table 2 for a breakdown by specialty.

**TABLE 2 MDUG – Total # of Distinct Students, Placements and Requested Days**

Specialty	# of Distinct Students	# of Placements	Total # of Days	Specialty	# of Distinct Students	# of Placements	Total # of Days
Pediatrics	248	398	10,696	Plastic Surgery	13	19	182
Psychiatry	152	340	5,607	Dermatology	9	15	161
Anesthesiology	183	554	5,124	Medical Oncology	10	17	154
ObGyn	57	129	2,177	Pathology	6	9	133
Ophthalmology	188	197	1,407	Orthopedic Surgery	5	8	112
Radiation Oncology	90	141	1,295	Public Health	5	8	98
Cardiology	40	57	791	Infectious Disease	3	5	84
Emergency	45	55	630	Forensic Psychiatry	4	6	63
Oncology	40	64	623	Endocrinology	2	3	56
Family Medicine	21	38	525	Medical Genetics	2	4	56
Neurology - Pediatric	33	37	392	Hematology	1	1	28
Internal Medicine	27	39	364	Gastroenterology	1	1	28
Otolaryngology	26	38	357	Diagnostic Radiology	2	3	21
Urology	19	30	266	<b>Grand Total</b>	<b>463</b>	<b>2,239</b>	<b>31,668</b>
Medical Biochemistry	15	23	238				



The Post Graduate Medical Education program (PGME) had a total of 851 distinct students, representing 3,594 placements and 101,650 days, arriving at PHSA facilities from April 1, 2019 – March 31, 2020. See Table 3 for a breakdown by specialty.

**TABLE 3 PGME – Total # of Distinct Students, Placements and Requested Days**

Site/Specialty	# of Distinct Students	# of Placements	Total # of Days	Site/Specialty	# of Distinct Students	# of Placements	Total # of Days
Pediatrics	206	663	17,102	Developmental			
Psychiatry	83	413	12,513	Pediatrics	22	23	644
ObGyn	115	420	11,686	Emergency			
Emergency	194	239	7,750	Medicine -			
Oncology	80	210	5,824	Pediatrics	24	24	616
Anesthesiology	54	135	3,766	Public Health	7	22	616
Radiation Oncology	36	133	3,550	General Internal			
Rheumatology	29	89	3,434	Medicine	6	19	575
Neurology -				Plastic Surgery	11	19	532
Pediatric	55	132	3,340	Medical Oncology	19	23	508
Critical Care	68	99	2,928	Neurology	11	16	448
Neonatal Perinatal				Gynecological			
Medicine	53	118	2,898	Reproductive			
Pathology	44	81	2,247	Endocrinology &			
Medical Genetics	16	85	2,135	Infertility	2	15	420
Ophthalmology	24	41	1,778	Gastroenterology	14	14	392
Urology	17	56	1,568	Geriatric Medicine	3	10	280
Otolaryngology	12	54	1,498	Neurosurgery	4	10	280
Cardiology	26	44	1,232	Forensic Psychiatry	2	7	212
Endocrinology	32	41	1,134	Physical Medicine &			
Medical				Rehabilitation	1	6	168
Biochemistry	26	40	1,092	Neuropathology	2	5	140
Orthopedics	13	39	1,092	Nuclear Medicine	1	2	124
Dermatology	25	41	1,037	Gynecological			
Hematology	14	31	952	Oncology	3	4	84
Family Medicine	10	19	935	Neuroradiology	2	2	56
Orthopedic Surgery	15	33	895	Geriatric Psychiatry	1	1	30
Infectious Disease	18	30	822	Respirology	1	1	28
General Survey	15	28	784	Cardiac Surgery	1	1	28
Palliative	18	29	749	Child & Adolescent			
Diagnostic Radiology	16	26	700	Psychiatry	1	1	28
				<b>Grand Total</b>	<b>851</b>	<b>3,594</b>	<b>101,650</b>

The number of distinct students (1,363) by discipline and sub-discipline by month for PHSA Overall is seen in Table 4, allowing the organization to see at a glance the types of students and volumes that have been supported throughout the last fiscal year.

This data can be used to:

- Anticipate student volumes by discipline at each site throughout the calendar year.

- Plan for students in advance, including support for the planning required for preceptor assignment, development and availability.
- Schedule students learning activities such as CST training, and interprofessional collaborative practice events and learning opportunities.

Note: since the length of student placements vary, the students listed in one month may still be on-site in subsequent months; excluded from these graphs are medical students and on-car paramedic placements whose

current policies result in an equal distribution of placements throughout the year.

**TABLE 4 Total # of Students by Discipline and Sub-discipline by Month**

Discipline/Sub-Discipline	Apr	May	Jun	Jul	Aug	Sept	Oct	Nov	Dec	Jan	Feb	Mar	Annual Total
Nursing	30	107	72	3	3	170	127	37		200	87	52	888
Bacc Nursing - BScN/BSN/BN	7	60	57		3	134	76	14		148	73	36	608
Post-RN Specialty	16	36	12			16	45	22		29	7	15	198
Psychiatric Nursing Bacc - BScN/BN/RPN Psych		9				11	5			11	6		42
Nurse Practitioner	5	2		1		7	1	1		8		1	26
Nursing - Masters						1				4			5
Registered Nurse			3	1									4
Psychiatric Nursing - Diploma	2					1							3
Licensed/Registered Practical Nurse				1							1		2
Therapist	1	11	10	9	10	10	10	2	9	13	26		111
Respiratory Therapist			10		10	10	10						40
Radiation Therapist		11		9					9	10			39
Recreation Therapist Degree	1							2		1	25		29
Art Therapist										2			2
Music Therapist											1		1
Other Health	6	15	2			43		12		4			82
Paramedic-Advanced/ Critical Care						15		12		1			28
Other Health						27							27
Masters of Public Health	2	13	2			1				2			20
Biomedical Engineer	4												4
Various - Multidisciplinary/ Interdisciplinary		2											2
Community Health Worker										1			1
Pharmacy	3	9	10	1	2	14	1			9	1	8	58
Pharmacist	3	7	8		2	14				8		8	50
Pharmacy Technician		2	2	1			1			1	1		8
Technologist/Technician	6	8	6	8	3	5	2	5		5	6	1	55
Sonography Tech	2	2			2		2	1		2	2		13
Nuclear Medicine Tech	2	1	1	2	1	2		2		1	3		15
Medical Laboratory Technologist		3	2	5									10
Radiology Tech			2			2		2		2			8
Perfusionist	2	1	1										4
Clinical Genetics Technologist		1		1									2
Medical Laboratory Assistant											1	1	2
Medical Radiation Technology						1							1
Rehabilitation Sciences	8	7	1		1	1	4	16		7	5	1	51
Physiotherapist	2	4			1		4	10			4		25
Occupational Therapist	3	3				1		5		6	1		19
Rehabilitation Assistant	1							1				1	3
Speech & Language Pathologist/Communications	2		1										3
Audiologist										1			1
Administration	2	7	1	10		1	3	1		2	5	8	40

Discipline/Sub-Discipline	Apr	May	Jun	Jul	Aug	Sept	Oct	Nov	Dec	Jan	Feb	Mar	Annual Total
Health Unit Coordinator/ Nursing Unit Clerk		4	1	10		1	1	1				6	24
Medical Office Assistant		2					2			1	4	1	10
Clerical - General	1	1								1			3
Medical Transcriptionist	1											1	2
Master of Library and Information Services											1		1
Social Work	1	3			1	9	1	1		11			27
Master of Social Work	1	1				6	1	1		4			14
Bachelor of Social Work		1				1				6			8
Child and Youth Care Worker		1				2				1			4
Social Services Worker Certificate					1								1
Food & Nutrition	4	1	1			14			1	2	1	2	26
Dietitian	4	1	1			14			1	2	1	2	26
Health Information Management	10		1	1			1						13
Health Information Management Professional/ Health Records Administrator	10		1	1			1						13
Psychology					1	8				2		1	12
Counselling Psychology					1	4						1	6
Psychology (Masters)						4				2			6
<b>Grand Total</b>	<b>71</b>	<b>168</b>	<b>104</b>	<b>32</b>	<b>21</b>	<b>275</b>	<b>149</b>	<b>74</b>	<b>10</b>	<b>255</b>	<b>131</b>	<b>73</b>	<b>1,363</b>

Below is a listing of the number of confirmed and denied placements for high priority professions identified by the Ministry of Health and PHSA. This supports PHSA with identifying opportunities to coordinate and collaborate across programs and academic partners. Table 5 shows the number of confirmed and declined placement requests for a specific profession.

Not all team member roles are represented in the tables below; they are a selection of disciplines from the priority professions identified either by the Ministry of Health or by PHSA program leaders. This data allows the organization to compare the number of students with workforce planning data and evaluate if targeted approaches are warranted.

**TABLE 5** Number of Confirmed and Declined Placement Requests by Educational Institution

Priority Discipline	Confirmed	Declined by Agency	Priority Discipline	Confirmed	Declined by Agency
<b>Bachelor of Social Work</b>	<b>8</b>	<b>7</b>	University of British Columbia - Okanagan	2	1
Nicola Valley Institute of Technology	1	1	University of Northern British Columbia	1	
University of British Columbia	1	2	University of the Fraser Valley	3	
University of Northern British Columbia	3		University of Victoria	1	
University of the Fraser Valley		1	Wilfrid Laurier University	1	
University of Victoria	3	2	<b>Dietitian</b>	<b>26</b>	
Vancouver Island University		1	University of British Columbia	25	
<b>Master of Social Work</b>	<b>14</b>	<b>7</b>	University of Saskatchewan	1	
University of British Columbia	6	6	<b>Medical Laboratory Assistant</b>	<b>2</b>	<b>1</b>
			Stenberg College		1

Priority Discipline Education Institution	Confirmed	Declined by Agency
Vancouver Community College	2	
Medical Laboratory Technologist	10	
BCIT	10	
Nurse Practitioner	26	15
Athabasca University	1	4
University of British Columbia	10	4
University of Victoria	15	7
Occupational Therapist	19	

Priority Discipline Education Institution	Confirmed	Declined by Agency
University of British Columbia	19	
Perfusionist	4	
BCIT	4	
Physiotherapist	25	
University of British Columbia	25	
Respiratory Therapist	40	
Thompson Rivers University	40	
Sonography Tech	13	
BCIT	13	
<b>Grand Total</b>	<b>187</b>	<b>30</b>

## Preceptor/Educator Training

Preceptors are PHSA staff who support the learning experiences of students enrolled in a designated program of study with a post-secondary institute, for a defined period of time. Depending on the program or role, preceptors may be known by other terms such as field guides, supervisors, or practice educators.

By sharing their expertise and welcoming prospective members into the role, preceptors make an important contribution to the learning experiences of individual students and to the future members of the healthcare team. The role of preceptor is recognized by the professions, academic institutions, health care organizations and leaders as vital to supporting the delivery of excellent health care.

PHSA staff participation in preceptor development is a key measure of Student Education readiness and an indication of available capacity to support students. Currently, PHSA utilizes the provincially developed Educator Pathway (EP) program to support staff who host students during the clinical placement component of their health care education programs. Level 1 of the Educator Pathway is a one-session format that provides key concepts, tools and resources for preceptors. This year, 250 preceptors participated in sessions offered by BC Children's Hospital, BC Women's Hospital & Health Centre, and BC Cancer. See Table 6 below for a breakdown of preceptor training by agency and level for fiscal year 2019-20.

BCEHS also offers a specific version of the training for Primary Care Paramedic and Advanced Care Paramedic

preceptors. Within FY 2019-20, BCEHS offered preceptor orientation sessions for 52 paramedics. This is a decrease from the 190 preceptors attending training last year during a concerted effort to provide education for paramedic preceptors.

The number of preceptors participating in training has increased from 167 to 250 for the Level 1 of the Educator Pathway. This increase can be accounted for through an overall increase in number of training sessions offered, support from area leaders for preceptors to attend training, and more accurate tracking and reporting of participant attendance.

In addition to the Level 1 Educator Pathway sessions offered this year, 2019 saw the return of Level 2 & 3 of the Educator Pathway Program offered for the first time since 2015. Levels 2 and 3 expand upon key principles taught in Level 1 and provide inter-professional attendees with an array of tools for establishing positive learning environments in clinical settings.

Understanding the current list of preceptors and their participation in training sessions allows PHSA to review its organizational approaches for identifying, supporting and recognizing people in this important role. Future considerations may include advancing the learning sessions and resources that are available to preceptors, launching specific celebration and recognition events, and aligning available preceptors with student education activity planning processes.

**TABLE 6** Number of Preceptors/Educators Trained by the Educator Pathway Program by PHSA Program

PHSA PROGRAM	Level 1	Level 2	Level 3
BCCH/BCW	147	7	5
BC Cancer	45	8	2
BCCDC	0	1	2
BCEHS	52	1	2

PHSA PROGRAM	Level 1	Level 2	Level 3
BCMHSUS	5	1	0
PHSA Corporate	0	5	3
Other	1	2	1
<b>Total</b>	<b>250</b>	<b>25</b>	<b>15</b>

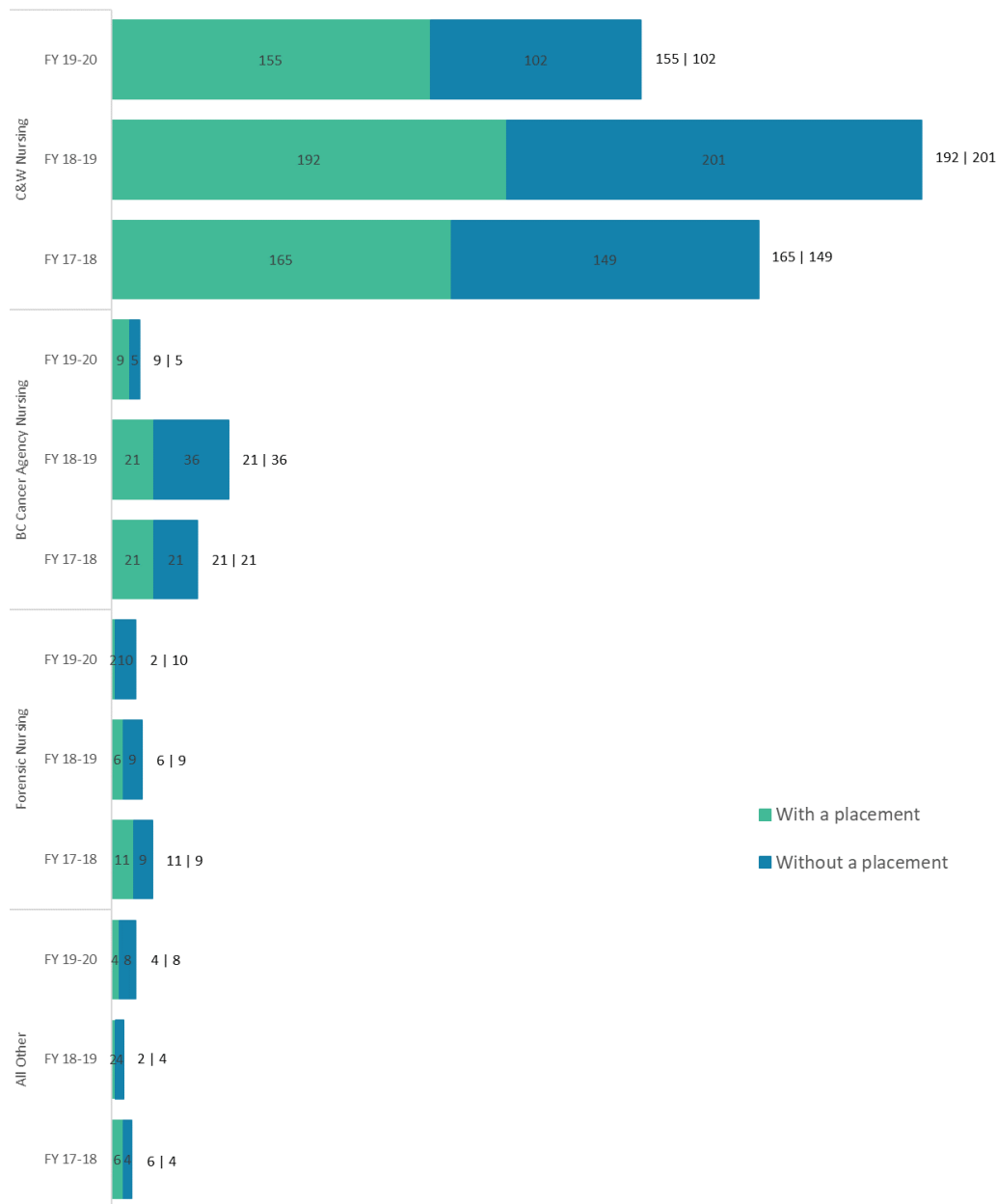
## Preceptor Activity

PHSA had a total of 606, down 223 from 2018-19, active preceptors in FY 19-20, across all PHSA disciplines. The large decrease over last year's total is attributable to program's updating their active list of preceptors in HSPnet. Excluded from these data are the BCEHS preceptors, as they do not currently utilize HSPnet for paramedic program placements. In addition, although the PGME and the MDUG programs utilize HSPnet for placement access into particular clinical departments, they do not utilize HSPnet

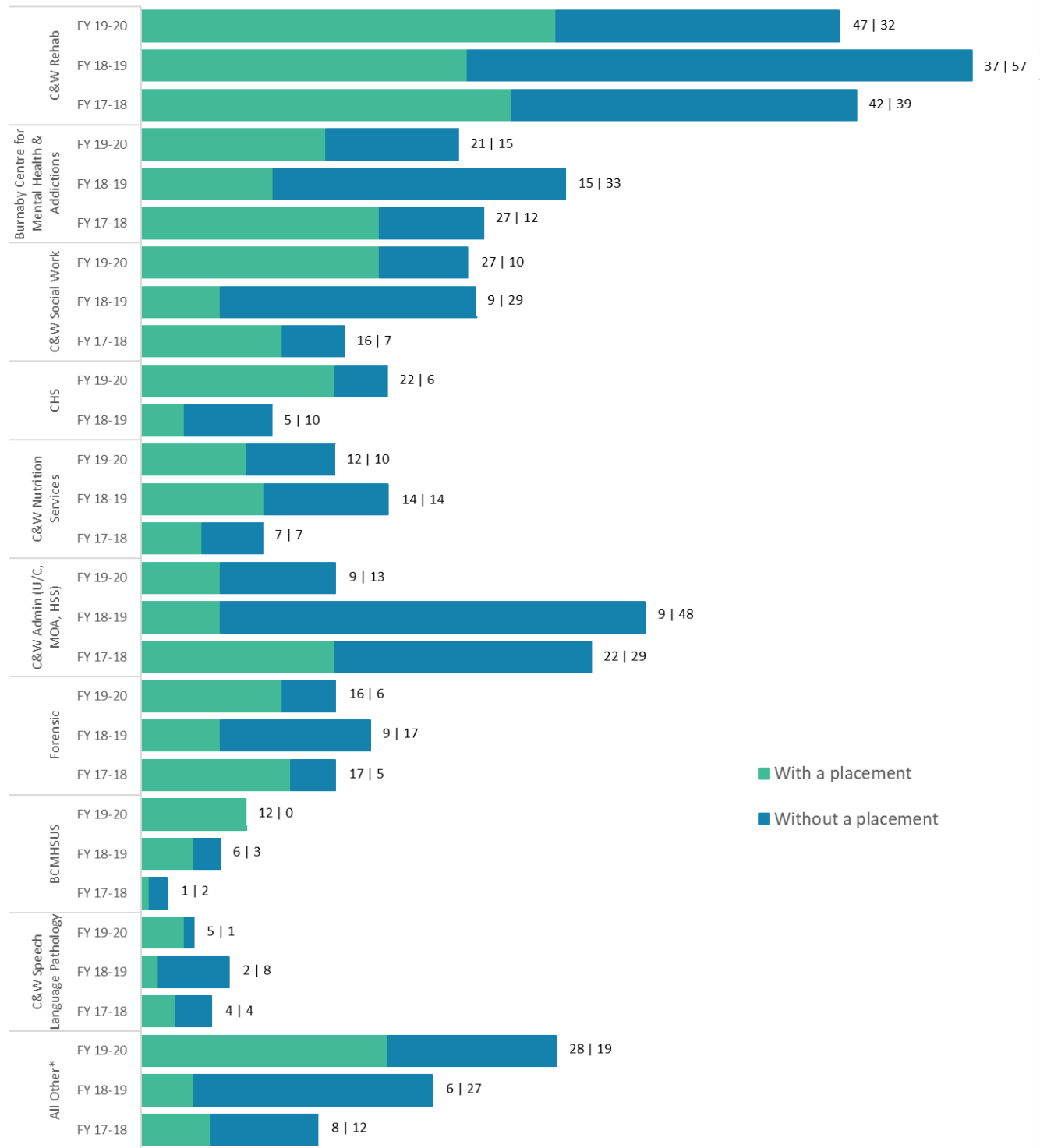
to assign physician preceptors as this is managed by UBC outside of HSPnet.

The number of preceptors with and without an active placement by fiscal year for nursing is shown in Figure 1 and for non-nursing in Figure 2. The number of active preceptors with and without a placement, allows for a closer look at the alignment with team interest and capacity for supporting students.

**FIGURE 1** Number of Preceptors by Student Placement Activity and Fiscal Year - Nursing



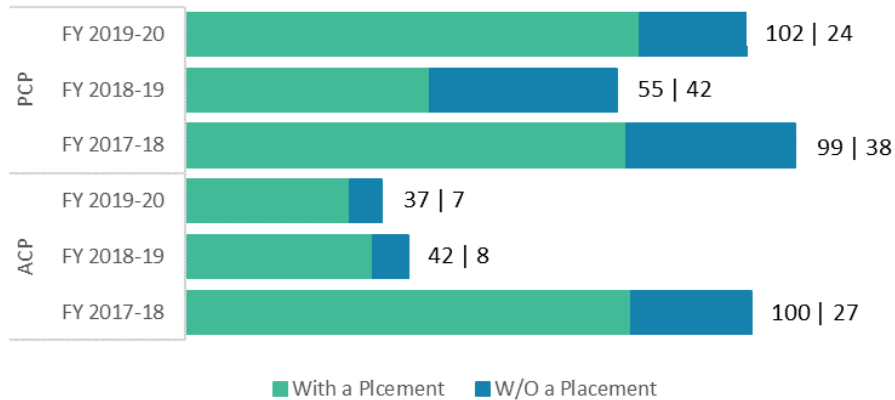
**FIGURE 2** Number of Preceptors by Student Placement Activity and Fiscal Year – All Other Disciplines



The number of trained and active preceptors in BC Emergency Health Services (BCEHS) is detailed below in Figure 3. This includes all preceptor and student training for the Primary Care Paramedic and Advanced Care

Paramedic courses. Training for preceptors for BCEHS other programs (Critical Care Paramedic, Infant Transfer Team, and Dispatch) are excluded.

**FIGURE 3** Number of BCEHS Preceptors & Placement Activity by Course by Fiscal Year



One element of the total cost of Student Education is staff time related to direct supervision of students. These activities include orientation of the students/faculty to the site, unit and/or program, planning of daily learning activities that meet learning objectives, skill demonstrations, supervision of students while they practice, supporting student performance; and, contributing to student assessments, and evaluations. Approximate costs are calculated using the ration of staff hour to student hours, 1:20 for group placements, 1:1 for Paramedic placements and 1:5 for all other disciplines for preceptor placements. Hourly wages are either \$40 or \$50 per hour average staff salary cost. Not included in the estimate are costs associated with preceptor training,

student education administration, clinical educator time in support of student education activities, equipment and supplies, orientation, ID cards, impact on diagnostics, drugs and therapies, computer access, simulation learning events, or other relevant costs. There are additional in-kind costs that teams contribute to student education, but quantifying the approximate dollar-value of staff time is one way of acknowledging PHSA's commitment to students and academic partners across the province.

Table 7 shows the estimated cost of staff time by discipline for FY 19-20. Excluded from this table is estimated cost related to medical students.

**TABLE 7** Estimated Cost of PHSA Preceptor Time by Discipline and Encounter Type – FY 2019-20

Discipline	Group	One-to-One	Total
Nursing	\$141,176	\$856,330	\$997,506
Paramedic	\$448	\$2,343,423	\$2,343,871
Therapist	\$19,600	\$272,933	\$292,533
Technologist/Technician	\$0	\$221,067	\$221,067
Pharmacy	\$0	\$142,107	\$142,107
Social Work	\$0	\$170,700	\$170,700
Other Health	\$1,215	\$154,583	\$155,798
Rehabilitation Sciences	\$0	\$132,127	\$132,127
Administration	\$0	\$53,740	\$53,740
Psychology	\$0	\$54,133	\$54,133
Food & Nutrition	\$0	\$45,333	\$45,333
Health Information Management	\$1,680	\$5,500	\$7,180
<b>Grand Total</b>	<b>\$ 164,119</b>	<b>\$ 4,451,977</b>	<b>\$ 4,616,096</b>



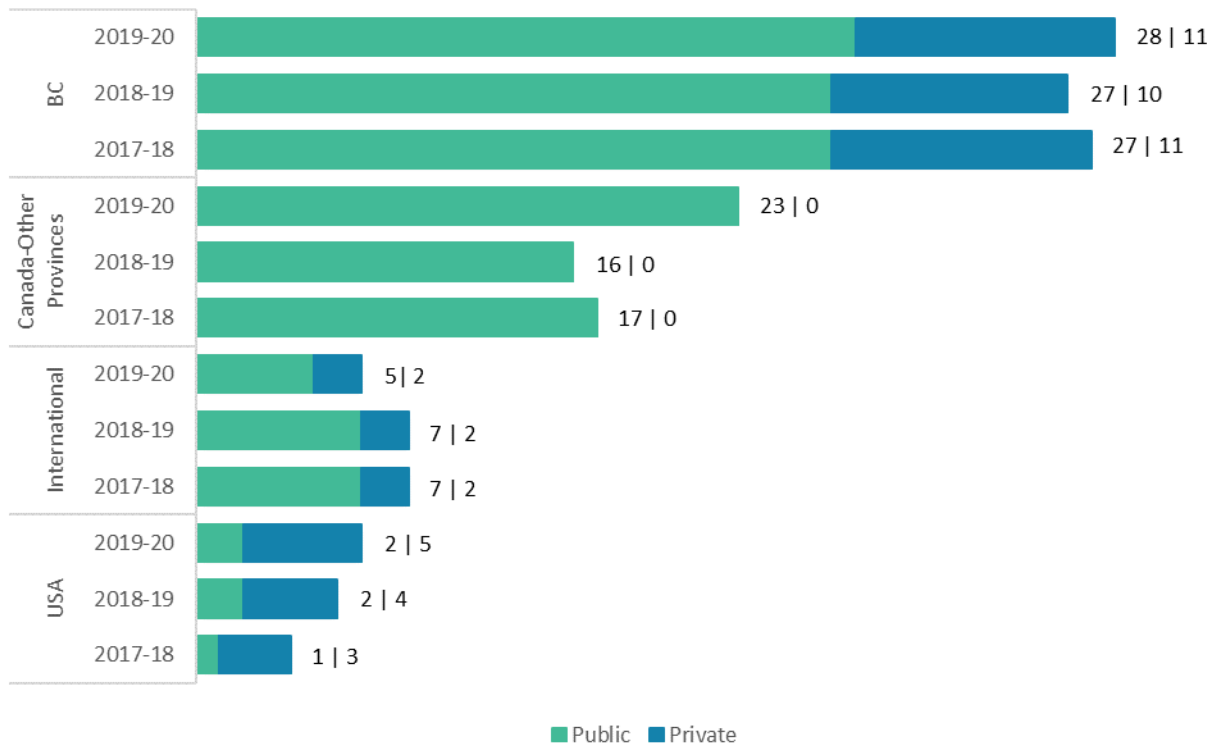
## BUILD EFFECTIVE PARTNERSHIPS AND COLLABORATIONS THAT SUPPORT INNOVATION

Student education requires the ongoing cultivation of relationships amongst a range of stakeholders including government, academic institutions, health organizations, regulatory bodies, professional associations, unions, care teams, patients and the public. In addition to Educational Affiliation Agreements, PHSA participates in a range of formal Advisory Committees, Working Groups and Forums as well as informal and ad hoc meetings and presentations with its partners.

PHSA has affiliation agreements with seventy-six (76) educational institutions, in both the public (76%) and

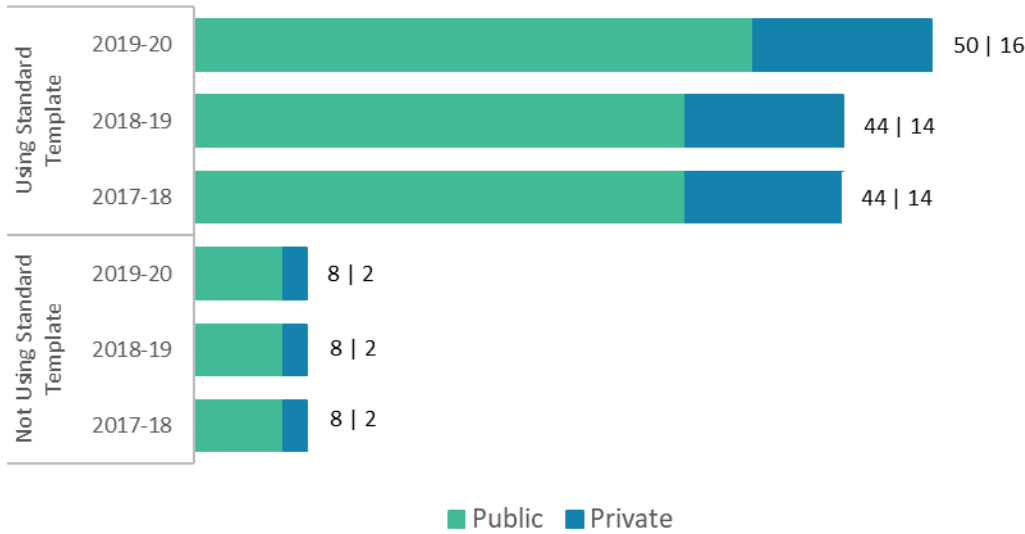
private (24%) sector. See Figure 4 for a breakdown by region and sector. In addition to these, BCEHS has affiliation agreements with JIBC, Columbia Paramedic Academy, and AET Paramedic Academy. PHSA also has affiliation agreements (Inter-health authority agreements) in place with other BC Health Authorities and BC Emergency Health Services to support continuing professional development. Of note is that although private institutions represent about 24% of affiliation agreements, they represent less than 5% of total student practicum hours. For a detailed list of education partners see Appendix C.

**FIGURE 4** Number of Affiliation Agreements by Region and Sector by Fiscal Year



As in previous years, PHSA is working to transition all educational institutions to the standard template (see Figure 5) when existing agreements expire. The number using standard templates is 66 (88%).

**FIGURE 5** Number of Affiliation Agreements Utilizing Standard Template by FY



While PHSA has 76 partnerships in place, 91% of student practice hours for FY 2019-20 were with ten (10) public institutions (see Figure 6). A detailed listing of student hours by institution, discipline and subdiscipline can be found in Appendix D. It is important that PHSA continues to strengthen its relationship with primary academic partners

and evaluate relationships with other affiliates to determine whether continued affiliation is warranted. Note that student hours for UBC does not include medical student/resident placements.

**FIGURE 6** Number of Student Hours by Top 10 Educational Institutions by FY – All Disciplines

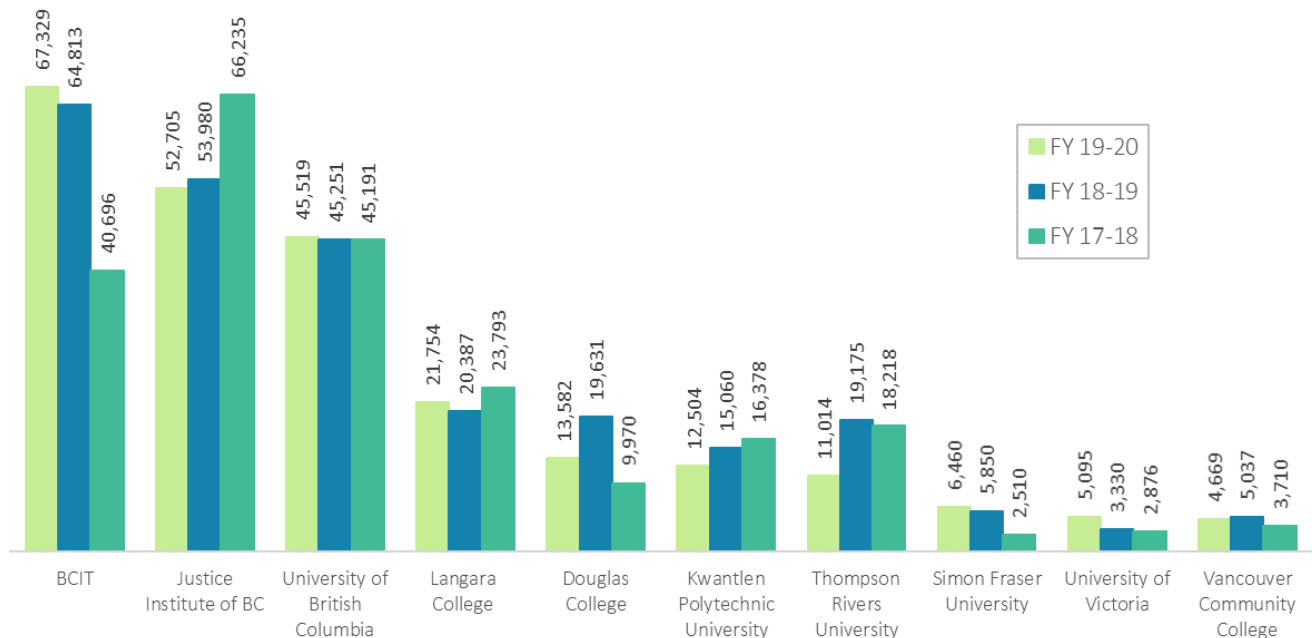


Table 8 details the total number of students for the top five educational institutions by discipline and sub-discipline by program. The numbers below exclude medical students

and paramedics. Site specific detail can be found in the applicable program section.

**TABLE 8** Number of Students by Top 5 Educational Institutions by Program – All Disciplines

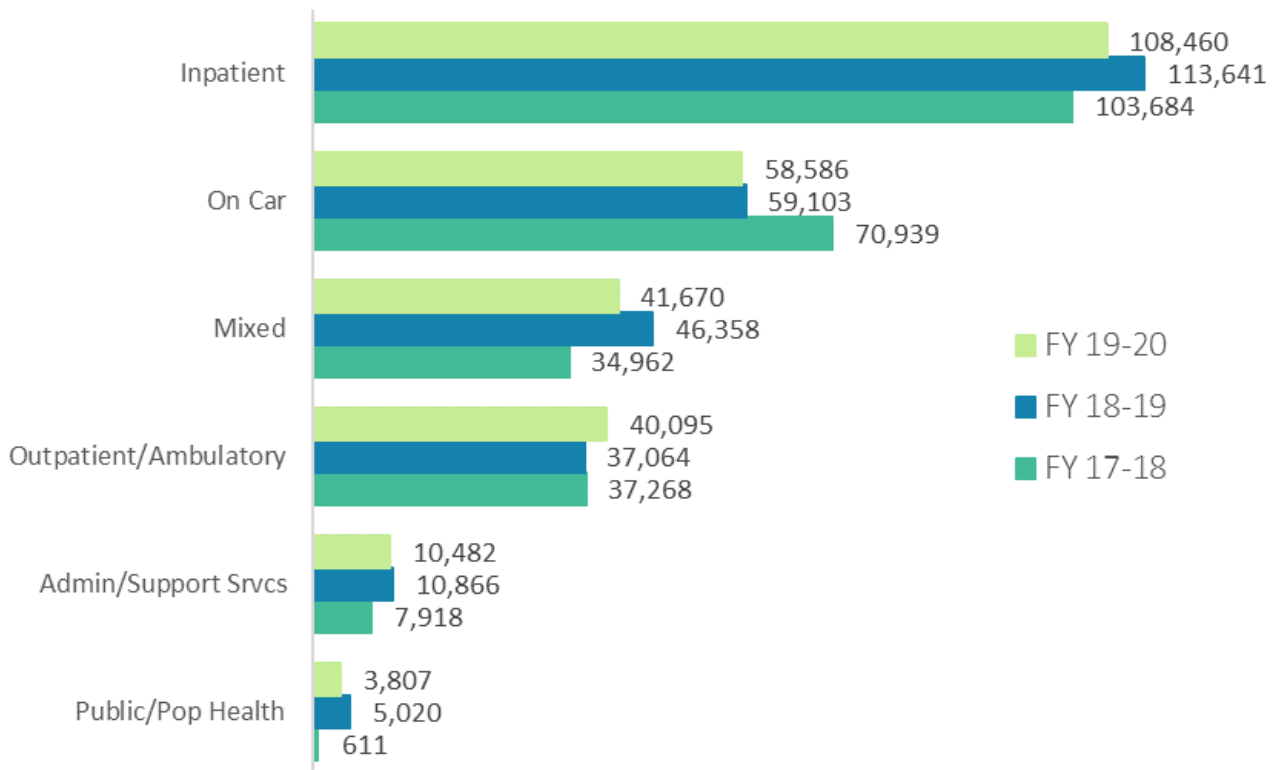
EDUCATION INSTITUTION DISCIPLINE/SUB-DISCIPLINE	BC Cancer	BCCH	Sunny Hill	BCW	BCMHSUS	BCCDC	PHSA	PSBC	Grand Total
BCIT	55	162	1	172	2	4			396
Nursing		127	1	157	2	4			291
Post-RN Specialty		83		115					198
Bacc Nursing - BScN/BSN/BN		44	1	42	2	4			93
Technologist/Technician	14	25		13					52
Nuclear Medicine Tech	11	4							15
Sonography Tech				13					13
Medical Laboratory Technologist		10							10
Radiology Tech	1	7							8
Perfusionist		4							4
Clinical Genetics Technologist	2								2
Therapist	39								39
Radiation Therapist	39								39
Administration		8		2					10
Medical Office Assistant		8		2					10
Other Health	2	2							4
Biomedical Engineer	2	2							4
University of British Columbia	24	136	26	47	48	4	1		286
Nursing	6	49	14	41	36	2			148
Bacc Nursing - BScN/BSN/BN	3	46	13	36	35	2			135
Nurse Practitioner	3	3		3	1				10
Nursing - Masters			1	2					3
Pharmacy	2	41		2	5				50
Pharmacist	2	41		2	5				50
Rehabilitation Sciences	5	25	12	1	5				48
Physiotherapist	4	14	7						25
Occupational Therapist		8	5	1	5				19
Speech & Language Pathologist/Communications	1	2							3
Audiologist		1							1
Food & Nutrition	11	11		1		2			25
Dietitian	11	11		1		2			25
Social Work		5		1	1				7
Master of Social Work		5		1					6
Bachelor of Social Work					1				1
Psychology		2		1	1				4
Counselling Psychology		2		1	1				4
Other Health		2					1		3
Various - Multidisciplinary/ Interdisciplinary		2							2
Masters of Public Health							1		1
Administration		1							1
Master of Library and Information Services		1							1
Langara College		111		71	40				222
Nursing		111		44	40				195
Bacc Nursing - BScN/BSN/BN		111		44	40				195
Other Health				27					27
Therapeutic Touch Practitioner				27					27
Douglas College		89	25	1	19				134

EDUCATION INSTITUTION DISCIPLINE/SUB-DISCIPLINE	BC Cancer	BCCH	Sunny Hill	BCW	BCMHSUS	BCCDC	PHSA	PSBC	Grand Total
Nursing		79		1	14				94
Bacc Nursing - BScN/BSN/BN		70		1					71
Psychiatric Nursing Bacc - BScN/BN/RPN Psych		9			14				23
Therapist			25		4				29
Recreation Therapist Degree			25		4				29
Health Information Management		10							10
Health Information Management		10							10
Other Health					1				1
Community Health Worker					1				1
<b>Kwantlen Polytechnic University</b>	<b>1</b>	<b>42</b>		<b>3</b>	<b>29</b>				<b>75</b>
Nursing	1	42		3	29				75
Bacc Nursing - BScN/BSN/BN	1	34		3	16				54
Psychiatric Nursing Bacc - BScN/BN/RPN Psych		7			12				19
Registered Nurse		1			1				2
<b>Grand Total</b>	<b>80</b>	<b>540</b>	<b>52</b>	<b>294</b>	<b>138</b>	<b>8</b>	<b>1</b>		<b>1,113</b>

PHSA programs provide outpatient or ambulatory services delivered by inter-professional teams. PHSA monitors student activities across placement settings to ensure students have learning opportunities in a variety of patient

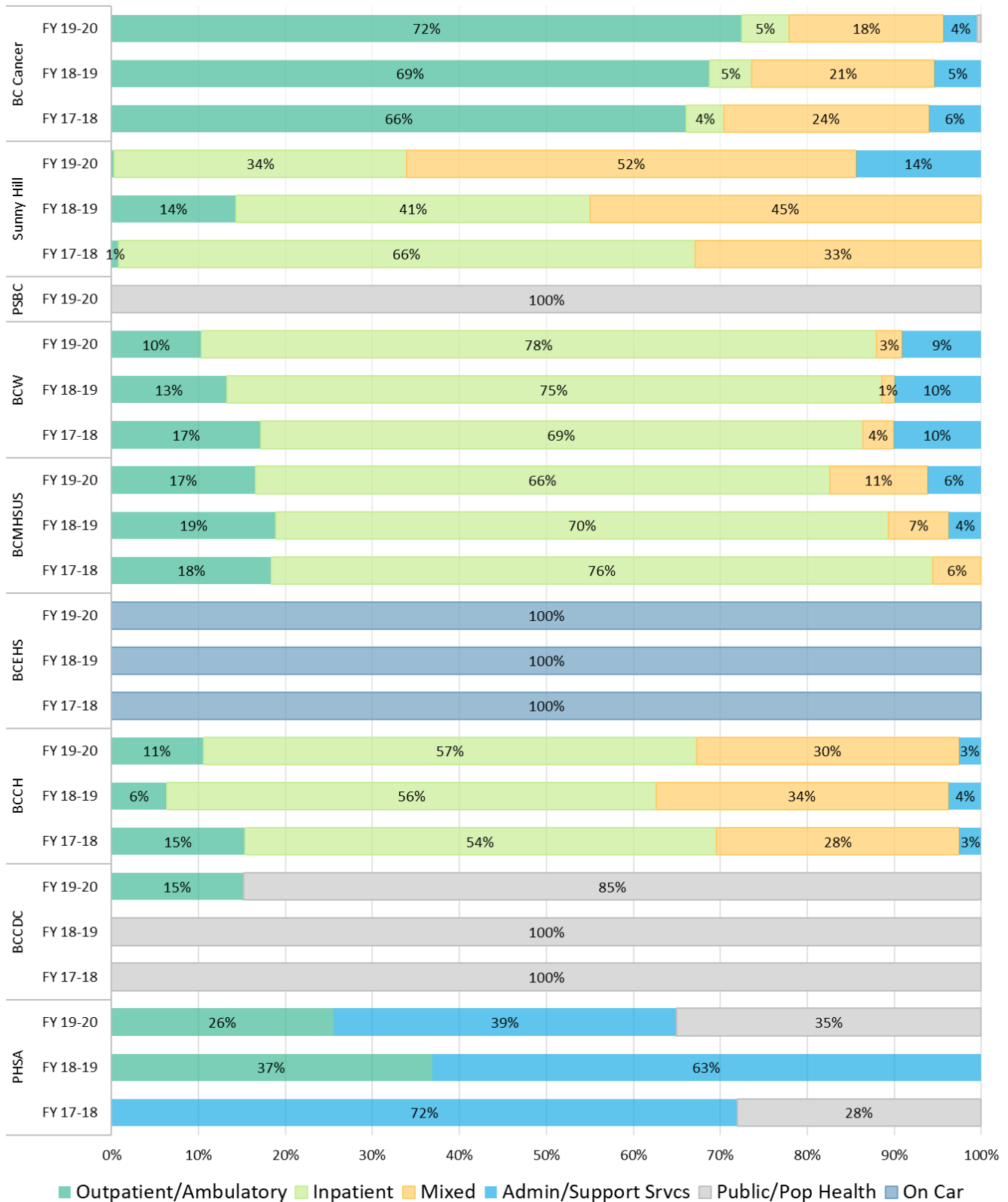
care settings. See Figure 7 for the distribution of student hours by placement setting.

**FIGURE 7** Distribution of Student Hours by Placement Setting by FY



Practice setting is also influenced by the type of care provided by the program as can be seen in Figure 8. Please see glossary for definitions of practice settings.

**FIGURE 8** Percent of Student Hours by Practice Setting by Agency by FY



## MONITOR THE QUALITY OF CLINICAL LEARNING ENVIRONMENT AND RESULTS

Teams, programs, health organizations, academic institutions, government partners and other stakeholders are all interested to know more about students' experiences while on their placements, in order to monitor the quality, make continuous improvements, and resolve any emerging issues. These diverse stakeholder groups are keen to collaborate on an approach to gather this information without inundating students with multiple requests, and that will effectively manage the privacy and confidentiality of students' responses.

Two surveys have been developed and revised through the PLACES study, though they have not yet been launched in a comprehensive approach throughout PHSA or the province. The processes and approaches for gathering student feedback are varied across discipline, academic program and PHSA program and include online surveys, formal feedback, meetings and committees, as well as informal suggestions and comments. Currently, PHSA gathers information from a survey embedded in the New Hire Orientation course.

Results from the New Hire Orientation Online Course on Learning Hub, which includes a survey of previous practice placement activities (see Appendix E) are reported for a second full fiscal year. Combined results are shown in Table 9 and 10.

Out of the 2,701 respondents from April 1, 2019 – March 31, 2020, 18% or 482 had a placement at a PHSA site. See Table 9 for a breakdown of new hires by placement program that represent 85% of the total. The top three programs for new hires with a PHSA placement disciplines are Nursing-RN, Medical Lab Assistant/technologist and Primary Care Paramedic.

The top three educational institutions for new hires with a PHSA placement are BCIT, UBC and JIBC. See Table 10 for a breakdown of new hires with a practice placement by educational institution for all institutions with over 5 placements. Of note is the large percentage (18%) of respondents that did not specify an educational institution

**TABLE 9** Number of New Hires by Placement Discipline for top 85%

Placement Discipline Name	Number of New hires with a PHSA Placement
Nursing - RN	130
Medical Laboratory Assistant	85
Medical Laboratory Technologist	68
Paramedic - Primary Care	63
Other	52
Nursing - RPN	29
Unit Clerk /Unit Coordinator	18
Social Work	18
Respiratory Therapist	17
Medical Office Assistant	12
Health Care Assistant	11
Paramedic - Emergency Medical Responder	10
Radiation Therapist	9
Computer Science	9
Health Information Management	8
Clinical Genetics Technologist	7
Pharmacy Technician	7

**TABLE 10** Number of PHSA Placements by Educational Institution for New Hires

Educational Institution	Number of New Hires with a PHSA Placement
BCIT	125
Unspecified	109
University of British Columbia	75
Justice Institute of BC	68
Vancouver Community College	40
Douglas College	36
Stenberg College	30
Langara College	26
Kwantlen Polytechnic University	26
Thompson Rivers University	24
West Coast College of Health Care	23
University of the Fraser Valley	11
University of Victoria	10
CDI College	7
Okanagan College	5

## BUILD STUDENT EDUCATION CAPACITY

### Placement Activity

In FY 19-20, BC Cancer provided 28,229 student hours (excluding medical students) of which all were one-to-one preceptorships (supervised by a PHSA preceptor/employee). The top 3 disciplines in FY 19-20 by

total student hours are Therapist (69%), Technologists (7%) and Nursing (6.5%). A breakdown of student hours and students by site, discipline, sub-discipline and fiscal year can be found in Table 11.

**TABLE 11** Total # of Students and Placement Hours by Site, Discipline and Sub-discipline by Fiscal Year

Discipline/Sub-discipline	FY 17-18		FY 18-19		FY 19-20	
	Total Student Hours	Total # of Students	Total Student Hours	Total # of Students	Total Student Hours	Total # of Students
<b>BCC-Van</b>	9,505	62	14,733	71	15,120	72
Therapist	2,442	9	6,750	16	7,800	18
Radiation Therapist	2,442	9	5,900	14	6,800	16
Art Therapist			850	2	150	1
Music Therapist					850	1
Technologist/Technician	1,310	11	2,258	22	2,080	15
Nuclear Medicine Tech	560	8	1,200	15	880	11
Clinical Genetics Technologist	450	1	450	1	900	2
Medical Laboratory Assistant	300	2	600	4	300	2
Radiology Tech			8	2		
Nursing	2,893	22	2,550	11	1,780	9
Bacc Nursing - BScN/BSN/BN	2,722	20	2,550	11	972	4
Nurse Practitioner	171	2			404	3
Registered Nurse					300	1
Nursing - Masters					104	1
Administration	1,100	10	580	6	1,460	14
Health Unit Coordinator	1,100	10	580	6	1,460	14
Food & Nutrition	1,760	10	1,160	9	1,360	10
Dietitian	1,760	10	1,160	9	1,360	10
Pharmacy			630	4	320	2
Pharmacist			480	3	160	1
Pharmacy Technician			150	1	160	1
Rehabilitation Sciences					320	4
Physiotherapist					320	4
Health Information Management			180	1		
Health Information Management			180	1		
Social Work			450	1		
Master of Social Work			450	1		
Other Health			175	1		
Biomedical Engineer			175	1		
<b>BCC-Surrey</b>	2,602	9	5,035	12	5,098	13
Therapist	2,378	7	5,035	12	4,923	12
Radiation Therapist	2,378	7	5,035	12	4,923	12
Other Health					175	1
Biomedical Engineer					175	1
Nursing	224	2				
Bacc Nursing - BScN/BSN/BN	216	1				
Nurse Practitioner	8	1				



Discipline/Sub-discipline	FY 17-18		FY 18-19		FY 19-20	
	Total Student Hours	Total # of Students	Total Student Hours	Total # of Students	Total Student Hours	Total # of Students
<b>BCC-Abbot</b>	<b>1,414</b>	<b>6</b>	<b>3,198</b>	<b>6</b>	<b>3,229</b>	<b>6</b>
Therapist	814	3	3,038	5	3,225	5
Radiation Therapist	814	3	3,038	5	3,225	5
Technologist/Technician					4	1
Radiology Tech					4	1
Nursing	280	1				
Nurse Practitioner	280	1				
Pharmacy	320	2	160	1		
Pharmacist	320	2				
Pharmacy Technician			160	1		
<b>BCC-Vic</b>	<b>2,139</b>	<b>9</b>	<b>2,525</b>	<b>5</b>	<b>3,125</b>	<b>8</b>
Therapist	750	1	2,250	3	2,850	5
Radiation Therapist	750	1	2,250	3	2,850	5
Other Health			175	1	175	1
Biomedical Engineer			175	1	175	1
Nursing	854	4	100	1	100	2
Bacc Nursing - BScN/BSN/BN	854	4				
Nurse Practitioner			100	1	100	2
Administration	375	3				
Health Unit Coordinator	375	3				
Pharmacy	160	1				
Pharmacist	160	1				
<b>BCC-PG</b>	<b>560</b>	<b>4</b>	<b>750</b>	<b>1</b>	<b>1,007</b>	<b>4</b>
Therapist			750	1	638	1
Radiation Therapist			750	1	638	1
Administration					240	2
Health Unit Coordinator					240	2
Rehabilitation Sciences					130	1
Speech & Language Pathologist/Communications					130	1
Nursing	80	1				
Nurse Practitioner	80	1				
Pharmacy	480	3				
Pharmacist	320	2				
Pharmacy Technician	160	1				
<b>BCC-Kel</b>	<b>925</b>	<b>4</b>			<b>650</b>	<b>3</b>
Social Work	450	1			450	1
Master of Social Work	450	1			450	1
Pharmacy					160	1
Pharmacist					160	1
Food & Nutrition					40	1
Dietitian					40	1
Nursing	475	3				
Bacc Nursing - BScN/BSN/BN	400	2				
Nurse Practitioner	75	1				
<b>Grand Total</b>	<b>17,145</b>	<b>94</b>	<b>26,241</b>	<b>95</b>	<b>28,229</b>	<b>106</b>

The Medical Doctor Undergraduate program (MDUG) had a total of 129 distinct students, representing 261 placements and 2,436 days, arriving at BC Cancer facilities from April 1, 2019 – March 31, 2020. See Table 12 for a breakdown by

specialty and site. Please note that the total for the number of distinct students does not represent the sum of the data by site due to the same student having placements in multiple specialties and locations.

**TABLE 12 MDUG – Total # of Distinct Students, Placements and Requested Days by Site and Specialty**

Site/Specialty	# of Distinct Students	# of Placements	Total # of Days
<b>BCC-Van</b>	<b>78</b>	<b>161</b>	<b>1,533</b>
Oncology	40	64	623
Radiation Oncology	41	58	546
Internal Medicine	27	39	364
<b>BCC-Surrey</b>	<b>24</b>	<b>37</b>	<b>322</b>
Radiation Oncology	19	29	252
Medical Oncology	5	8	70
<b>BCC-Kel</b>	<b>11</b>	<b>15</b>	<b>154</b>
Radiation Oncology	11	15	154
<b>BCC-Abbot</b>	<b>11</b>	<b>18</b>	<b>154</b>
Radiation Oncology	11	18	154
<b>BCC-Vic</b>	<b>10</b>	<b>17</b>	<b>147</b>
Medical Oncology	5	9	84
Radiation Oncology	5	8	63
<b>BCC-PG</b>	<b>8</b>	<b>13</b>	<b>126</b>
Radiation Oncology	8	13	126
<b>Grand Total</b>	<b>129</b>	<b>261</b>	<b>2,436</b>

The Post Graduate Medical Education program (PGME) had a total of 221 distinct students, representing 631 placements and 17,385 days, arriving at BC Cancer facilities from April 1, 2019 – March 31, 2020. See Table 13 for a

breakdown by specialty and site. Please note that the total for the number of distinct students does not represent the sum of the data by site due to the same student having placements in multiple specialties and locations.

**TABLE 13 PGME – Total # of Distinct Students, Placements and Requested Days by Site and Specialty**

Site/Specialty	# of Distinct Students	# of Placements	Total # of Days
<b>BCC-Van</b>	<b>202</b>	<b>569</b>	<b>15,960</b>
Oncology	80	210	5,824
Radiation Oncology	34	107	2,950
Psychiatry	20	64	1,951
Pathology	30	63	1,743
Orthopedics	13	39	1,092
General Survey	15	28	784
Palliative	17	27	714
Neurology	11	16	448
Dermatology	10	14	392
Nuclear Medicine	1	1	62
<b>BCC-Vic</b>	<b>20</b>	<b>31</b>	<b>755</b>
Radiation Oncology	9	12	293
Hematology	7	7	196
Medical Oncology	8	8	182
Gynecological Oncology	3	4	84
<b>BCC-Surrey</b>	<b>15</b>	<b>19</b>	<b>447</b>
Medical Oncology	13	13	322

Site/Specialty	# of Distinct Students	# of Placements	Total # of Days
Radiation Oncology	5	6	125
BCC-Abbot	5	5	100
Radiation Oncology	4	4	70
Geriatric Psychiatry	1	1	30
BCC-Kel	5	6	95
Radiation Oncology	3	3	84
Palliative	1	1	7
Medical Oncology	1	2	4
BCC-PG	1	1	28
Radiation Oncology	1	1	28
<b>Grand Total</b>	<b>221</b>	<b>631</b>	<b>17,385</b>

In FY 2019-20, BC Cancer declined a total of 15 placement requests representing 15 students and 4,620 hours. Requests are for individual and group placements which is why the number of students may exceed the number of

requests. Top reasons for these declines for all sites are shown in Table 14. The top discipline declined is nursing placements. See Appendix B for all PHSA declines by discipline, program and reason for FY 19-20.

**TABLE 14 # of Students and Hours by Discipline, Site and Reasons for Placement Decline for FY**

Discipline/Site/Reason	Count of Reason	Sum of Students	Sum of Student Hours
<b>Nursing</b>	<b>10</b>	<b>10</b>	<b>2,760</b>
BCC-Abbot	2	2	464
No Reason given	1	1	104
No supervisor / preceptor is available	1	1	360
BCC-Kel	3	3	136
No supervisor / preceptor is available	1	1	8
Unit workload	2	2	128
BCC-Surrey	1	1	360
No supervisor / preceptor is available	1	1	360
BCC-Van	4	4	1,800
No supervisor / preceptor is available	1	1	300
Other / special reason (use ONLY if no other reason applies)	1	1	300
Too many students on unit/program	2	2	1,200
<b>Social Work</b>	<b>2</b>	<b>2</b>	<b>900</b>
BCC-Surrey	1	1	450
Other / special reason (use ONLY if no other reason applies)	1	1	450
BCC-Van	1	1	450
No supervisor / preceptor is available	1	1	450
<b>Psychology</b>	<b>2</b>	<b>2</b>	<b>800</b>
BCC-Van	2	2	800
No supervisor / preceptor is available	2	2	800
<b>Pharmacy</b>	<b>1</b>	<b>1</b>	<b>160</b>
BCC-Van	1	1	160
Conflicts with other requests	1	1	160
<b>Grand Total</b>	<b>15</b>	<b>15</b>	<b>4,620</b>

Table 15 shows the estimated cost of staff time by discipline and sub-discipline for FY 19-20. Excluded from this table is estimated cost related to medical students.

**TABLE 15** Estimated Cost of Preceptor Time by Discipline, Sub-discipline and Encounter Type for FY

Discipline	Sub-discipline	Group Cost	One to One Cost	Total Cost
Therapist	Radiation Therapist	\$0	\$245,800	\$245,800
	Music Therapist	\$0	\$11,333	\$11,333
	Art Therapist	\$0	\$2,000	\$2,000
Technologist/Technician	Clinical Genetics Technologist	\$0	\$12,000	\$12,000
	Nuclear Medicine Tech	\$0	\$11,733	\$11,733
	Medical Laboratory Assistant	\$0	\$4,000	\$4,000
	Radiology Tech	\$0	\$53	\$53
Nursing	Bacc Nursing - BScN/BSN/BN	\$0	\$16,200	\$16,200
	Nurse Practitioner	\$0	\$8,400	\$8,400
	Registered Nurse	\$0	\$5,000	\$5,000
	Nursing - Masters	\$0	\$1,733	\$1,733
Administration	Health Unit Coordinator/Nursing Unit Clerk	\$0	\$22,666	\$22,666
Food & Nutrition	Dietitian	\$0	\$23,333	\$23,333
Pharmacy	Pharmacist	\$0	\$5,333	\$5,333
	Pharmacy Technician	\$0	\$2,666	\$2,666
Social Work	Master of Social Work	\$0	\$7,500	\$7,500
Rehabilitation Sciences	Physiotherapist	\$0	\$5,333	\$5,333
	Speech & Language Pathologist/Communications	\$0	\$2,160	\$2,160
Other Health	Biomedical Engineer	\$0	\$5,833	\$5,833
<b>Grand Total</b>		<b>\$0</b>	<b>\$393,080</b>	<b>\$393,080</b>

## BUILD EFFECTIVE PARTNERSHIPS AND COLLABORATIONS THAT SUPPORT INNOVATION

Table 16 shows the distribution of student hours by educational institution and sub-discipline by fiscal year. Of the 11 educational institutions with an active placement in

FY 19-20, the top three, BCIT, UBC and VCC, represent 85% of total student hours.

**TABLE 16** Distribution of Student Placements by Educational Institution and Sub-discipline by FY

Education Institution	Sub-discipline	FY 17-18	FY 18-19	FY 19-20
BCIT		7,694	19,281	20,569
	Radiation Therapist	6,384	16,973	18,435
	Nuclear Medicine Tech	560	1,200	880
	Clinical Genetics Technologist	450	450	900
	Biomedical Engineer		350	350
	Bacc Nursing - BScN/BSN/BN	300	300	
	Radiology Tech		8	4
University of British Columbia		4,126	3,026	3,186
	Dietitian	1,760	1,160	1,400
	Bacc Nursing - BScN/BSN/BN	1,190	936	612
	Pharmacist	800	480	320
	Nurse Practitioner	376		404
	Master of Social Work		450	
	Physiotherapist			320
	Speech & Language Pathologist/Communications			130
Vancouver Community College		920	1,540	1,760
	Health Unit Coordinator/Nursing Unit Clerk	620	580	1,460
	Medical Laboratory Assistant	300	600	300
	Bacc Nursing - BScN/BSN/BN		360	
Langara College		1,440	360	
	Bacc Nursing - BScN/BSN/BN	1,440	360	
University of Victoria		1,092	100	204
	Bacc Nursing - BScN/BSN/BN	854		
	Nurse Practitioner	238	100	100
	Nursing - Masters			104
Kwantlen Polytechnic University		192	594	360
	Bacc Nursing - BScN/BSN/BN	192	594	360
Vancouver Art Therapy Institute			850	150
	Art Therapist		850	150
University of British Columbia - Okanagan		450		450
	Master of Social Work	450		450
Capilano University				850
	Music Therapist			850
Stenberg College		640		
	Health Unit Coordinator/Nursing Unit Clerk	480		
	Pharmacy Technician	160		
Thompson Rivers University		216		300
	Registered Nurse			300
	Bacc Nursing - BScN/BSN/BN	216		
CDI College			310	160
	Pharmacy Technician		310	160
Camosun College		375		
	Health Unit Coordinator/Nursing Unit Clerk	375		
Selkirk College				240
	Health Unit Coordinator/Nursing Unit Clerk			240
Douglas College			180	
	Health Information Management		180	
<b>Grand Total</b>		<b>17,145</b>	<b>26,241</b>	<b>28,229</b>

# BC CHILDREN'S HOSPITAL AND SUNNY HILL HEALTH CENTRE (BCCH)



## BUILD STUDENT EDUCATION CAPACITY

### Placement Activity

In FY 19-20, BC Children's and Sunny Hill Health Centre provided 102,196 student hours (excluding medical students) of which 62% were one-to-one preceptorships (supervised by a PHSA preceptor/employee) and 38% were group placements (supervised by an instructor provided by

the educational institution). Nursing placements represent 51% of total student hours in FY 19-20. A breakdown of student hours and students by site, discipline, sub-discipline and fiscal year can be found in Table 17.

**TABLE 17 Total # of Students and Placement Hours by Site, Discipline and Sub-discipline by Fiscal Year**

Discipline/Sub-discipline	FY 17-18		FY 18-19		FY 19-20	
	Total Student Hours	Total # of Students	Total Student Hours	Total # of Students	Total Student Hours	Total # of Students
BCCH	91,497	612	103,766	643	96,351	637
Nursing	47,840	416	47,231	391	51,734	439
Bacc Nursing - BScN/BSN/BN	42,813	380	39,188	325	41,990	323
Post-RN Specialty	1,869	19	4,450	44	5,316	83
Psychiatric Nursing Bacc - BScN/BN/RPN Psych	1,780	7	2,824	12	2,712	16
Nurse Practitioner	959	9	769	10	1,321	15
Post-LPN/RPN Specialty	420	1				
Registered Nurse					396	2
Technologist/Technician	12,299	27	16,417	47	12,137	26
Medical Laboratory Technologist	8,075	10	8,250	10	8,250	10
Radiology Tech	2,732	7	3,042	7	3,042	7
Nuclear Medicine Tech	480	7	1,200	15	320	4
MRI Technology/Technician	640	1	1,120	4		
Clinical Genetics Technologist			1,730	5		
Perfusionist			225	2	450	4
Sonography Tech	252	1	420	1		
Medical Laboratory Assistant	120	1	430	3		
Medical Radiation Technology					75	1
Therapist	17,150	70	17,395	71	9,850	41
Respiratory Therapist	17,150	70	17,395	71	9,800	40
Art Therapist					50	1
Pharmacy	4,540	33	8,780	43	8,748	47
Pharmacist	4,240	31	8,000	38	7,808	41
Pharmacy Technician	300	2	780	5	940	6
Social Work	1,800	4	2,862	6	4,497	11
Master of Social Work	1,800	4	2,262	5	2,937	7
Child and Youth Care Worker			600	1	1,560	4
Rehabilitation Sciences	4,316	32	3,882	25	4,138	26
Physiotherapist	2,096	22	2,044	15	1,372	14
Occupational Therapist	1,788	8	1,382	6	1,794	8
Speech & Language Pathologist/Communications	288	1	29	1	576	2
Rehabilitation Assistant	144	1	180	1	180	1

Discipline/Sub-discipline	FY 17-18		FY 18-19		FY 19-20	
	Total Student Hours	Total # of Students	Total Student Hours	Total # of Students	Total Student Hours	Total # of Students
Audiologist			248	2	216	1
Psychology	550	2	1,778	6	1,500	5
Psychology (Masters)	450	1	1,650	4	600	2
Counselling Psychology	100	1			900	3
Psychology (PHD)			128	2		
Administration	2,200	19	1,780	17	1,225	13
Medical Office Assistant	640	6	700	8	640	8
Clerical - General	1,080	9	480	4	360	3
Health Unit Coordinator/Nursing Unit Clerk	480	4	600	5	105	1
Master of Library and Information Services					120	1
Food & Nutrition	576	7	1,392	15	1,080	12
Dietitian	576	7	1,392	15	1,080	12
Health Information Management			1,260	7	1,002	13
Health Information Management			1,260	7	1,002	13
Other Health	226	2	918	6	440	4
Biomedical Engineer			525	3	350	2
Bachelor of Science	184	1	320	1		
Various - Multidisciplinary/Interdisciplinary					90	2
Bachelor of Arts	42	1				
Masters of Public Health			38	1		
Other Health			35	1		
Dental Medicine			72	9		
Doctor of Dental Medicine			72	9		
Sunny Hill	7,392	86	7,213	38	5,845	58
Rehabilitation Sciences	1,766	8	2,121	12	2,046	14
Physiotherapist	540	3	1,080	6	860	7
Occupational Therapist	713	3	801	5	801	5
Rehabilitation Assistant	225	1	240	1	385	2
Speech & Language Pathologist/Communications	288	1				
Nursing	5,066	77	3,132	22	1,984	15
Bacc Nursing - BScN/BSN/BN	5,066	77	3,132	22	1,964	14
Nursing - Masters					20	1
Social Work					900	2
Master of Social Work					900	2
Other Health			840	2	840	2
Masters of Public Health			840	2	840	2
Therapist	560	1	1,120	2	75	25
Recreation Therapist Degree	560	1	1,120	2	75	25
<b>Grand Total</b>	<b>98,889</b>	<b>698</b>	<b>110,979</b>	<b>681</b>	<b>102,196</b>	<b>695</b>



The Medical Doctor Undergraduate program (MDUG) had a total of 392 distinct students, representing 1,510 placements and 23,695 days, arriving at BC Children’s Hospital and Sunny Hill Health Centre facilities from April 1, 2019 – March 31, 2020. See Table 18 for a breakdown by

site and specialty. Please note that the total for the number of distinct students does not represent the sum of the data by site due to the same student having placements in multiple specialties and locations.

**TABLE 18 MDUG – Total # of Distinct Students, Placements and Requested Days by Site and Specialty**

Site/Specialty	# of Distinct Students	# of Placements	Total # of Days
<b>BCCH</b>	<b>392</b>	<b>1,510</b>	<b>23,695</b>
Pediatrics	248	398	10,696
Psychiatry	147	333	5,537
Anesthesiology	183	277	2,562
Ophthalmology	188	197	1,407
Cardiology	40	57	791
Emergency	45	55	630
Neurology - Pediatric	33	37	392
Otolaryngology	26	38	357
Urology	19	30	266
Medical Biochemistry	15	23	238
Plastic Surgery	13	19	182
Dermatology	9	15	161
Pathology	6	9	133
Orthopedic Surgery	5	8	112
Infectious Disease	3	5	84
Endocrinology	2	3	56
Hematology	1	1	28
Gastroenterology	1	1	28
Diagnostic Radiology	2	3	21
Medical Genetics	1	1	14
<b>Grand Total</b>	<b>392</b>	<b>1,510</b>	<b>23,695</b>

The Post Graduate Medical Education program (PGME) had a total of 625 distinct students, representing 2,079 placements and 59,804 days, arriving at BC Children’s Hospital and Sunny Hill Health Centre facilities from April 1, 2019 – March 31, 2020. See Table 19 for a breakdown by

site and specialty. Please note that the total for the number of distinct students does not represent the sum of the data by site due to the same student having placements in multiple specialties and locations.

**TABLE 19 PGME – Total # of Distinct Students, Placements and Requested Days by Site and Specialty**

Site/Specialty	# of Distinct Students	# of Placements	Total # of Days
<b>BCCH</b>	<b>625</b>	<b>2,053</b>	<b>59,076</b>
Pediatrics	205	646	16,626
Emergency	194	239	7,750
Psychiatry	66	251	7,615
Rheumatology	29	89	3,434
Neurology - Pediatric	55	132	3,340
Critical Care	68	99	2,928
Anesthesiology	42	79	2,198
ObGyn	46	66	1,806
Ophthalmology	24	41	1,778
Otolaryngology	12	54	1,498
Cardiology	26	44	1,232
Endocrinology	32	41	1,134

Site/Specialty	# of Distinct Students	# of Placements	Total # of Days
Medical Biochemistry	26	40	1,092
Urology	17	33	924
Orthopedic Surgery	15	33	895
Family Medicine	6	11	739
Medical Genetics	11	30	707
Dermatology	22	27	645
Infectious Disease	17	22	601
Plastic Surgery	11	19	532
Gastroenterology	14	14	392
Diagnostic Radiology	13	13	336
Neurosurgery	4	10	280
Neuropathology	2	5	140
Geriatric Medicine	3	5	140
Pathology	3	3	84
Physical Medicine & Rehabilitation	1	3	84
Nuclear Medicine	1	1	62
Neuroradiology	2	2	56
Cardiac Surgery	1	1	28
<b>Sunny Hill</b>	<b>23</b>	<b>26</b>	<b>728</b>
Developmental Pediatrics	22	23	644
Physical Medicine & Rehabilitation	1	3	84
<b>Grand Total</b>	<b>625</b>	<b>2,079</b>	<b>59,804</b>

In FY 2019-20, BCCH and Sunny Hill declined a total of 114 placement requests representing 148 students and 26,553 hours. Requests are for individual and group placements which is why the number of students exceeds the number

of requests. Top reasons for these declines for all disciplines are shown in Table 20. The top discipline declined is nursing placements. See Appendix B for all PHSA declines by discipline, program and reason for FY 19-20.

**TABLE 20 # of Students and Hours by Discipline, Site and Reasons for Placement Decline for Fiscal Year**

Discipline/Site/Reason	Count of Reason	Sum of Students	Sum of Student Hours
<b>Nursing</b>	<b>108</b>	<b>142</b>	<b>25,461</b>
<b>BCCH</b>	<b>104</b>	<b>138</b>	<b>24,357</b>
Conflicts with other requests	3	3	624
No supervisor / preceptor is available	11	12	2,159
Other / special reason (use ONLY if no other reason applies)	21	21	3,746
Request not suitable for area requested	10	22	2,464
Service has changed (see Comments)	3	3	468
Student not suitable for area requested	2	2	672
Too many hours/shifts requested	5	20	2,616
Too many students on unit/program	42	47	10,530
Unit workload	7	7	1,066
(blank)		1	12
<b>Sunny Hill</b>	<b>4</b>	<b>4</b>	<b>1,104</b>
Other / special reason (use ONLY if no other reason applies)	2	2	612
Request not suitable for area requested	1	1	180
Too many students on unit/program	1	1	312
<b>Social Work</b>	<b>2</b>	<b>2</b>	<b>572</b>
<b>BCCH</b>	<b>2</b>	<b>2</b>	<b>572</b>
No Reply from Destination (RC users)	1	1	286
Too many students on unit/program	1	1	286
<b>Administration</b>	<b>3</b>	<b>3</b>	<b>360</b>
<b>BCCH</b>	<b>3</b>	<b>3</b>	<b>360</b>
No supervisor / preceptor is available	2	2	240
Student not suitable for area requested	1	1	120
<b>Technologist/Technician</b>	<b>1</b>	<b>1</b>	<b>160</b>

Discipline/Site/Reason	Count of Reason	Sum of Students	Sum of Student Hours
BCCH	1	1	160
Conflicts with other requests	1	1	160
<b>Grand Total</b>	<b>114</b>	<b>148</b>	<b>26,553</b>

Table 21 shows the estimated cost of staff time by discipline and sub-discipline for FY 19-20. Excluded from this table is estimated cost related to medical students.

**TABLE 21** Estimated Cost of Preceptor Time by Discipline, Sub-discipline and Encounter Type for FY

Discipline	Sub-discipline	Group Cost	One to One Cost	Total Cost
Nursing	Bacc Nursing - BScN/BSN/BN	\$62,095	\$318,600	\$380,695
	Psychiatric Nursing Bacc - BScN/BN/RPN Psych	\$0	\$45,191	\$45,191
	Post-RN Specialty	\$9,748	\$23,600	\$33,348
	Nurse Practitioner	\$0	\$22,016	\$22,016
	Registered Nurse	\$0	\$6,600	\$6,600
	Nursing - Masters	\$0	\$333	\$333
Technologist/ Technician	Medical Laboratory Technologist	\$0	\$110,000	\$110,000
	Radiology Tech	\$0	\$40,560	\$40,560
	Perfusionist	\$0	\$6,000	\$6,000
	Nuclear Medicine Tech	\$0	\$4,266	\$4,266
	Medical Radiation Technology	\$0	\$1,000	\$1,000
Therapist	Recreation Therapist Degree	\$0	\$1,000	\$1,000
	Art Therapist	\$0	\$666	\$666
	Respiratory Therapist	\$19,600	\$0	\$19,600
Pharmacy	Pharmacist	\$0	\$130,133	\$130,133
	Pharmacy Technician	\$0	\$15,666	\$15,666
Rehabilitation Sciences	Occupational Therapist	\$0	\$43,250	\$43,250
	Physiotherapist	\$0	\$37,200	\$37,200
	Speech & Language Pathologist/Communications	\$0	\$9,600	\$9,600
	Rehabilitation Assistant	\$0	\$9,416	\$9,416
	Audiologist	\$0	\$3,600	\$3,600
Social Work	Master of Social Work	\$0	\$63,950	\$63,950
	Child and Youth Care Worker	\$0	\$26,000	\$26,000
Psychology	Counselling Psychology	\$0	\$15,000	\$15,000
	Psychology (Masters)	\$0	\$10,000	\$10,000
Other Health	Masters of Public Health	\$0	\$11,200	\$11,200
	Biomedical Engineer	\$0	\$5,833	\$5,833
	Various - Multidisciplinary/Interdisciplinary	\$0	\$1,500	\$1,500
Administration	Medical Office Assistant	\$0	\$8,533	\$8,533
	Clerical - General	\$0	\$4,800	\$4,800
	Master of Library and Information Services	\$0	\$1,600	\$1,600
	Health Unit Coordinator/Nursing Unit Clerk	\$0	\$1,400	\$1,400
Food & Nutrition	Dietitian	\$0	\$18,000	\$18,000
Health Information Management	Health Information Management	\$1,344	\$4,400	\$5,744
<b>Grand Total</b>		<b>\$92,787</b>	<b>\$1,000,918</b>	<b>\$1,093,706</b>

## BUILD EFFECTIVE PARTNERSHIPS AND COLLABORATIONS THAT SUPPORT INNOVATION

Table 22 shows the distribution of student hours by educational institution and sub-discipline by fiscal year. Of the 26 educational institutions with an active placement in

FY 19-20, the top three, UBC, BCIT, Langara College, represent 62% of all student hours.

**TABLE 22** Distribution of Student Placements by Educational Institution and Sub-discipline by FY

Education Institution	Sub-discipline	FY 17-18	FY 18-19	FY 19-20
University of British Columbia		29,473	25,859	26,237
	Bacc Nursing - BScN/BSN/BN	16,740	8,816	8,474
	Pharmacist	4,240	8,000	7,808
	Physiotherapist	2,636	3,124	2,232
	Occupational Therapist	2,501	2,183	2,595
	Master of Social Work	1,800	1,800	2,025
	Dietitian	576	1,392	1,040
	Speech & Language Pathologist/Communications	576	29	576
	Nurse Practitioner	304	96	441
	Counselling Psychology	100		600
	Audiologist		248	216
	Master of Library and Information Services			120
	Psychology (PHD)		100	
	Various - Multidisciplinary/Interdisciplinary			90
	Doctor of Dental Medicine		72	
	Nursing - Masters			20
BCIT		17,608	25,562	24,869
	Medical Laboratory Technologist	8,075	8,250	8,250
	Bacc Nursing - BScN/BSN/BN	4,200	4,200	6,501
	Post-RN Specialty	1,869	4,450	5,316
	Radiology Tech	2,732	3,042	3,042
	Nuclear Medicine Tech	480	1,200	320
	Clinical Genetics Technologist		1,730	
	Magnetic Resonance Imaging (MRI) Technology/Technician		1,120	
	Medical Office Assistant		400	640
	Biomedical Engineer		525	350
	Perfusionist		225	450
	Sonography Tech	252	420	
Langara College		9,772	10,019	12,049
	Bacc Nursing - BScN/BSN/BN	9,772	10,019	12,049
Thompson Rivers University		17,150	17,827	10,100
	Respiratory Therapist	17,150	17,395	9,800
	Bacc Nursing - BScN/BSN/BN		432	
	Registered Nurse			300
Douglas College		7,973	13,988	9,915
	Bacc Nursing - BScN/BSN/BN	7,413	9,884	7,720
	Psychiatric Nursing Bacc - BScN/BN/RPN Psych		1,724	1,448
	Health Information Management		1,260	672
	Recreation Therapist Degree	560	1,120	75
Kwantlen Polytechnic University		9,110	7,730	7,818
	Bacc Nursing - BScN/BSN/BN	7,090	6,270	6,458
	Psychiatric Nursing Bacc - BScN/BN/RPN Psych	1,780	1,100	1,264

Education Institution	Sub-discipline	FY 17-18	FY 18-19	FY 19-20
	Health Unit Coordinator/Nursing Unit Clerk	240	360	
	Registered Nurse			96
Trinity Western University		2,664	2,304	2,352
	Bacc Nursing - BScN/BSN/BN	2,664	2,304	2,352
University of the Fraser Valley			600	1,650
	Child and Youth Care Worker		600	1,200
	Master of Social Work			450
Simon Fraser University		450	2,490	1,440
	Psychology (Masters)	450	1,650	600
	Masters of Public Health		840	840
University of Victoria		435	938	1,110
	Nurse Practitioner	435	543	810
	Bacc Nursing - BScN/BSN/BN		395	
	Counselling Psychology			300
Stenberg College		1,320	1,360	1,105
	Clerical - General	1,080	480	360
	Pharmacy Technician		480	640
	Health Unit Coordinator/Nursing Unit Clerk	240	240	105
	Medical Laboratory Assistant		160	
Vancouver Community College		765	540	525
	Pharmacy Technician	300	300	300
	Rehabilitation Assistant	225	240	225
	Medical Office Assistant	240		
Wilfrid Laurier University				462
	Master of Social Work			462
University of British Columbia - Okanagan				450
	Master of Social Work			450
University of Northern British Columbia				450
	Master of Social Work			450
McGill University		184	320	400
	Bachelor of Science	184	320	
	Bacc Nursing - BScN/BSN/BN			400
McMaster University				360
	Child and Youth Care Worker			360
Center for Distance Education				225
	Health Information Management			225
Okanagan College		144	180	180
	Rehabilitation Assistant	144	180	180
Capilano University				160
	Rehabilitation Assistant			160
Confederate College				75
	Medical Radiation Technology			75
Athabasca University		140	130	70
	Nurse Practitioner	140	130	70
HealthcareCAN				70
	Health Information Management			70
Vancouver Art Therapy Institute				50
	Art Therapist			50
University of Saskatchewan				40
	Dietitian			40
CAN-Cdn Healthcare Association				35

Education Institution	Sub-discipline	FY 17-18	FY 18-19	FY 19-20
	Health Information Management			35
West Coast College of Health Care			150	
	Medical Laboratory Assistant		150	
Northern Alberta Institute of Technology		640		
	Magnetic Resonance Imaging (MRI) Technology/Technician	640		
University of Waterloo			66	
	Masters of Public Health		38	
	Psychology (PHD)		28	
Renison University College			462	
	Master of Social Work		462	
CDI College		120	120	
	Medical Laboratory Assistant	120	120	
Dalhousie University		42	35	
	Bachelor of Arts	42		
	Other Health		35	
MacEwan University		420		
	Post-LPN/RPN Specialty	420		
School District 41 - Burnaby		400	300	
	Medical Office Assistant	400	300	
University of Toronto		80		
	Nurse Practitioner	80		
<b>Grand Total</b>		<b>98,889</b>	<b>110,979</b>	<b>102,196</b>

# BC WOMEN'S HOSPITAL & HEALTH CENTRE (BCW)

## BUILD STUDENT EDUCATION CAPACITY

### Placement Activity

In FY 19-20, BCW provided 40,905 student hours (excluding medical students) of which 56% were one-to-one preceptorships (supervised by a PHSA preceptor/employee) and 44% were group placements (supervised by an instructor provided by the educational institution). Nursing

placements represent 77% of total student hours in FY 19-20. A breakdown of student hours and students by site, discipline, sub-discipline and fiscal year can be found in Table 23.

**TABLE 23** Total # of Students and Placement Hours by Site, Discipline and Sub-discipline by Fiscal Year

Discipline/Sub-discipline	FY 17-18		FY 18-19		FY 19-20	
	Total Student Hours	Total # of Students	Total Student Hours	Total # of Students	Total Student Hours	Total # of Students
<b>BCW</b>	<b>38,029</b>	<b>282</b>	<b>38,418</b>	<b>319</b>	<b>40,905</b>	<b>367</b>
<b>Nursing</b>	<b>29,382</b>	<b>212</b>	<b>30,034</b>	<b>234</b>	<b>31,511</b>	<b>272</b>
Bacc Nursing - BScN/BSN/BN	18,767	143	15,942	122	18,386	149
Post-RN Specialty	9,624	61	13,364	104	12,508	115
Nurse Practitioner	913	7	624	7	473	5
Nursing - Masters			104	1	144	3
Bacc Nursing - Post Diploma BSN/BN	78	1				
<b>Other Health</b>	<b>2,550</b>	<b>18</b>	<b>2,202</b>	<b>25</b>	<b>3,846</b>	<b>35</b>
Masters of Public Health	2,190	6	1,680	4	3,360	8
Therapeutic Touch Practitioner	108	6	270	15	486	27
Various - Multidisciplinary/Interdisciplinary	252	6	252	6		
Technologist/Technician	2,310	10	2,730	12	2,359	13
Sonography Tech	2,310	10	2,730	12	2,359	13
Administration	1,168	10	2,084	21	1,106	11
Health Unit Coordinator/Nursing Unit Clerk	1,008	8	1,160	10	778	7
Medical Office Assistant	160	2	720	9	160	2
Medical Transcriptionist			84	1	168	2
Clerical - General			120	1		
Social Work	1,800	4	450	1	675	2
Master of Social Work	1,800	4	450	1	675	2
<b>Pharmacy</b>					<b>500</b>	<b>3</b>
Pharmacist					340	2
Pharmacy Technician					160	1
<b>Psychology</b>					<b>500</b>	<b>1</b>
Counselling Psychology					500	1
<b>Paramedic</b>	<b>192</b>	<b>24</b>	<b>168</b>	<b>21</b>	<b>224</b>	<b>28</b>
Paramedic-Advanced/Critical Care	192	24	168	21	224	28
Rehabilitation Sciences	549	3	405	2	144	1
Occupational Therapist	369	2	225	1	144	1
Physiotherapist	180	1	180	1		

Discipline/Sub-discipline	FY 17-18		FY 18-19		FY 19-20	
	Total Student Hours	Total # of Students	Total Student Hours	Total # of Students	Total Student Hours	Total # of Students
Food & Nutrition			120	2	40	1
Dietitian			120	2	40	1
Health Information Management			225	1		
Health Information Management			225	1		
Therapist	78	1				
Music Therapist	78	1				
<b>Grand Total</b>	<b>38,029</b>	<b>282</b>	<b>38,418</b>	<b>319</b>	<b>40,905</b>	<b>367</b>

The Medical Doctor Undergraduate program (MDUG) had a total of 234 distinct students, representing 454 placements and 5,376 days, arriving at BC Women's Hospital facilities from April 1, 2019 – March 31, 2020. See Table 24 for a

breakdown by site and specialty. Please note that the total for the number of distinct students does not represent the sum of the data by site due to the same student having placements in multiple specialties and locations.

**TABLE 24 MDUG – Total # of Distinct Students, Placements and Requested Days by Site and Specialty**

Site/Specialty	# of Distinct Students	# of Placements	Total # of Days
<b>BCW</b>	<b>234</b>	<b>454</b>	<b>5,376</b>
Anesthesiology	183	277	2,562
ObGyn	57	129	2,177
Family Medicine	21	38	525
Psychiatry	5	7	70
Medical Genetics	2	3	42
<b>Grand Total</b>	<b>234</b>	<b>454</b>	<b>5,376</b>

The Post Graduate Medical Education program (PGME) had a total of 286 distinct students, representing 755 placements and 20,642 days, arriving at BC Women's Hospital facilities from April 1, 2019 – March 31, 2020. See Table 25 for a breakdown by site and specialty. Please note

that the total for the number of distinct students does not represent the sum of the data by site due to the same student having placements in multiple specialties and locations.

**TABLE 25 PGME – Total # of Distinct Students, Placements and Requested Days by Site and Specialty**

Site/Specialty	# of Distinct Students	# of Placements	Total # of Days
<b>BCW</b>	<b>286</b>	<b>755</b>	<b>20,642</b>
ObGyn	115	354	9,880
Neonatal Perinatal Medicine	53	118	2,898
Anesthesiology	33	56	1,568
Medical Genetics	16	55	1,428
Hematology	7	24	756
Urology	13	23	644
Emergency Medicine - Pediatrics	24	24	616
General Internal Medicine	6	19	575
Pediatrics	15	17	476
Psychiatry	9	16	446
Gynecological Reproductive Endocrinology & Infertility	2	15	420
Diagnostic Radiology	10	13	364



Site/Specialty	# of Distinct Students	# of Placements	Total # of Days
Infectious Disease	4	8	221
Family Medicine	6	7	182
Geriatric Medicine	3	5	140
Child & Adolescent Psychiatry	1	1	28
<b>Grand Total</b>	<b>286</b>	<b>755</b>	<b>20,642</b>

In FY 2019-20, BCW declined a total of 42 placement requests representing 54 students and 11,096 hours. Requests are for individual and group placements which is why the number of students exceeds the number of

requests. Top reasons for these declines for all sites are shown in Table 26. The top discipline declined is nursing placements. See Appendix B for all PHSA declines by discipline, program and reason for FY 19-20.

**TABLE 26 # of Students and Hours by Discipline, Site and Reasons for Placement Decline for Fiscal Year**

Discipline/Site/Reason	Count of Reason	Sum of Students	Sum of Student Hours
<b>Nursing</b>	<b>37</b>	<b>49</b>	<b>10,156</b>
BCW	37	49	10,156
Conflicts with other requests	1	1	228
No supervisor / preceptor is available	8	8	1,804
Other / special reason (use ONLY if no other reason applies)	7	7	2,052
Request not suitable for area requested	2	2	260
Too many students on unit/program	18	22	4,932
Unit workload	1	1	408
(blank)		8	473
<b>Social Work</b>	<b>1</b>	<b>1</b>	<b>450</b>
BCW	1	1	450
Other / special reason (use ONLY if no other reason applies)	1	1	450
<b>Psychology</b>	<b>1</b>	<b>1</b>	<b>300</b>
BCW	1	1	300
Other / special reason (use ONLY if no other reason applies)	1	1	300
<b>Administration</b>	<b>2</b>	<b>2</b>	<b>180</b>
BCW	2	2	180
No supervisor / preceptor is available	1	1	90
Unit workload	1	1	90
<b>Other Health</b>	<b>1</b>	<b>1</b>	<b>10</b>
BCW	1	1	10
Destination is closed during placement period	1	1	10
<b>Grand Total</b>	<b>42</b>	<b>54</b>	<b>11,096</b>

Table 27 shows the estimated cost of staff time by discipline for FY 19-20. Excluded from this table is estimated cost related to medical students.

**TABLE 27 Estimated Cost of Preceptor Time by Discipline, Sub-discipline and Encounter Type for FY**

Discipline	Sub-discipline	Group Cost	One to One Cost	Total Cost
Nursing	Post-RN Specialty	\$13,050	\$121,466	\$134,516
	Bacc Nursing - BScN/BSN/BN	\$31,372	\$97,283	\$128,655
	Nurse Practitioner	\$0	\$7,883	\$7,883
	Nursing - Masters	\$0	\$2,400	\$2,400
Other Health	Masters of Public Health	\$0	\$55,866	\$55,866

Discipline	Sub-discipline	Group Cost	One to One Cost	Total Cost
	Therapeutic Touch Practitioner	\$1,215	\$0	\$1,215
Technologist/Technician	Sonography Tech	\$0	\$31,453	\$31,453
Administration	Health Unit Coordinator/Nursing Unit Clerk	\$0	\$10,366	\$10,366
	Medical Transcriptionist	\$0	\$2,240	\$2,240
	Medical Office Assistant	\$0	\$2,133	\$2,133
Social Work	Master of Social Work	\$0	\$11,250	\$11,250
Pharmacy	Pharmacist	\$0	\$5,666	\$5,666
	Pharmacy Technician	\$0	\$2,666	\$2,666
Psychology	Counselling Psychology	\$0	\$8,333	\$8,333
Paramedic	Paramedic-Advanced/Critical Care	\$560	\$0	\$560
Rehabilitation Sciences	Occupational Therapist	\$0	\$2,400	\$2,400
Food & Nutrition	Dietitian	\$0	\$666	\$666
<b>Grand Total</b>		<b>\$46,197</b>	<b>\$362,076</b>	<b>\$408,274</b>

## BUILD EFFECTIVE PARTNERSHIPS AND COLLABORATIONS THAT SUPPORT INNOVATION

Table 28 Shows the distribution of student hours by educational institution and sub-discipline by fiscal year. Of the 10 educational institutions with an active placement in

FY 19-20, the top three, BCIT, UBC and Langara College, represent 83% of all student hours.

**TABLE 28** Distribution of Student Placements by Educational Institution and Sub-discipline by FY

Education Institution	Sub-discipline	FY 17-18	FY 18-19	FY 19-20
BCIT		14,794	19,370	20,679
	Post-RN Specialty	9,624	13,364	12,508
	Bacc Nursing - BScN/BSN/BN	2,700	2,556	5,652
	Sonography Tech	2,310	2,730	2,359
	Medical Office Assistant	160	720	160
University of British Columbia		8,373	6,299	6,310
	Bacc Nursing - BScN/BSN/BN	6,706	5,040	4,733
	Master of Social Work	450	450	225
	Occupational Therapist	369	225	144
	Nurse Practitioner	416	32	288
	Various - Multidisciplinary/Interdisciplinary	252	252	
	Counselling Psychology			500
	Physiotherapist	180	180	
	Pharmacist			340
	Dietitian		120	40
	Nursing - Masters			40
Langara College		7,313	4,920	6,105
	Bacc Nursing - BScN/BSN/BN	7,205	4,650	5,619
	Therapeutic Touch Practitioner	108	270	486
Simon Fraser University		2,060	1,680	4,190
	Masters of Public Health	2,060	1,680	4,190
Vancouver Community College		1,224	2,012	1,904
	Bacc Nursing - BScN/BSN/BN	1,224	1,728	1,536
	Health Unit Coordinator/Nursing Unit Clerk		200	200
	Medical Transcriptionist		84	168

Education Institution	Sub-discipline	FY 17-18	FY 18-19	FY 19-20
University of Victoria		375	616	739
	Nurse Practitioner	297	512	185
	Master of Social Work			450
	Nursing - Masters		104	104
	Bacc Nursing - Post Diploma BSN/BN	78		
Stenberg College		840	720	738
	Health Unit Coordinator/Nursing Unit Clerk	840	600	578
	Pharmacy Technician			160
	Clerical - General		120	
Kwantlen Polytechnic University		720	2,328	730
	Bacc Nursing - BScN/BSN/BN	552	1,968	730
	Health Unit Coordinator/Nursing Unit Clerk	168	360	
Justice Institute of BC		192	168	224
	Paramedic-Advanced/Critical Care	192	168	224
Douglas College				116
	Bacc Nursing - BScN/BSN/BN			116
Athabasca University		380	80	
	Bacc Nursing - BScN/BSN/BN	380		
	Nurse Practitioner		80	
Center for Distance Education			225	
	Health Information Management		225	
University of Toronto		200		
	Nurse Practitioner	200		
Dalhousie University		1,350		
	Master of Social Work	1,350		
Capilano University		78		
	Music Therapist	78		
University of Alberta		130		
	Masters of Public Health	130		
<b>Grand Total</b>		<b>38,029</b>	<b>38,418</b>	<b>41,735</b>



# BC MENTAL HEALTH AND SUBSTANCE USE SERVICES (BCMHSUS)

## BUILD STUDENT EDUCATION CAPACITY

### Placement Activity

In FY 19-20, BCMHSUS provided 28,193 student hours (excluding medical students) of which 67% were one-to-one preceptorships (supervised by a PHSA preceptor/employee) and 33% were group placements (supervised by an instructor provided by the educational institution).

Nursing placements represent 68% of total student hours in FY 19-20. A breakdown of student hours and students by site, discipline, sub-discipline and fiscal year can be found in Table 29.

**TABLE 29** Total # of Students and Placement Hours by Site, Discipline and Sub-discipline by Fiscal Year

Discipline/Sub-discipline	FY 17-18		FY 18-19		FY 19-20	
	Total Student Hours	Total # of Students	Total Student Hours	Total # of Students	Total Student Hours	Total # of Students
BbyCtrMH	17,471	154	17,832	131	14,027	102
Nursing	13,236	121	13,701	113	12,169	93
Bacc Nursing - BScN/BSN/BN	9,188	105	9,176	95	7,660	74
Psychiatric Nursing Bacc - BScN/BN/RPN Psych	780	4	3,189	13	3,333	15
Psychiatric Nursing - Diploma	3,060	11	1,080	3	1,080	3
Nurse Practitioner	208	1				
Registered Nurse			96	1	96	1
Psychiatric Nursing Bacc - BScN/BN/RPN Psych - Post Diploma			160	1		
Therapist	2,138	21	638	2	560	1
Music Therapist	1,934	5	78	1		
Recreation Therapist Degree			560	1	560	1
Massage Therapist	204	16				
Social Work	828	2	1,250	5	427	2
Master of Social Work	450	1	450	1		
Bachelor of Social Work	378	1			287	1
Diploma of Social Work			520	2		
Social Services Worker Certificate			280	2	140	1
Administration	636	7	600	7		
Health Unit Coordinator/Nursing Unit Clerk	636	7	600	7		
Psychology			700	1	448	4
Psychology (Masters)			700	1	448	4
Rehabilitation Sciences	263	1	623	2	263	1
Occupational Therapist	263	1	623	2	263	1
Pharmacy			320	1	160	1
Pharmacist			320	1	160	1
Other Health	370	2				
Community Health Worker	370	2				

Discipline/Sub-discipline	FY 17-18		FY 18-19		FY 19-20	
	Total Student Hours	Total # of Students	Total Student Hours	Total # of Students	Total Student Hours	Total # of Students
Forensic	6,535	31	7,018	36	8,232	40
Nursing	2,247	13	4,141	25	3,496	24
Bacc Nursing - BScN/BSN/BN			2,652	18	2,496	16
Psychiatric Nursing Bacc - BScN/BN/RPN Psych	1,887	12	829	5	1,000	8
Psychiatric Nursing - Diploma	360	1	360	1		
Registered Nurse			300	1		
Social Work	2,410	6	1,512	5	2,419	6
Bachelor of Social Work	1,960	5	1,498	4	1,519	4
Master of Social Work	450	1	14	1	900	2
Rehabilitation Sciences	938	4	1,215	5	888	4
Occupational Therapist	713	3	750	3	888	4
Rehabilitation Assistant	225	1	465	2		
Pharmacy	640	4			640	2
Pharmacist	640	4			640	2
Psychology			150	1	500	1
Counselling Psychology			150	1	500	1
Other Health	300	4			45	1
Community Health Worker	300	4			45	1
Therapist					245	2
Recreation Therapist Degree					245	2
CHS	2,496	10	3,703	26	3,033	21
Nursing	1,476	7	3,141	23	2,509	19
Bacc Nursing - BScN/BSN/BN	1,296	6	2,356	20	2,264	17
Psychiatric Nursing Bacc - BScN/BN/RPN Psych			720	2		
Licensed/Registered Practical Nurse	180	1	65	1	245	2
Social Work	980	2	524	2	524	2
Bachelor of Social Work	420	1	524	2	524	2
Master of Social Work	560	1				
Administration	40	1	38	1		
Other Administrative	40	1				
Medical Office Assistant			38	1		
MentHthAdc	2,528	23	2,883	14	2,902	12
Nursing	968	9	1,630	9	1,052	5
Psychiatric Nursing Bacc - BScN/BN/RPN Psych	160	2	880	4	800	3
Bacc Nursing - BScN/BSN/BN	808	7	672	4	156	1
Nurse Practitioner					96	1
Bacc Nursing - Post Diploma BSN/BN			78	1		
Other Health			480	1	1,615	4
Masters of Public Health			480	1	1,615	4
Therapist	1,110	13	323	3	105	1
Music Therapist	850	1	78	1		
Recreation Therapist Degree			245	2	105	1
Massage Therapist	260	12				
Social Work	450	1	450	1		
Master of Social Work	450	1	450	1		
Pharmacy					130	2

Discipline/Sub-discipline	FY 17-18		FY 18-19		FY 19-20	
	Total Student Hours	Total # of Students	Total Student Hours	Total # of Students	Total Student Hours	Total # of Students
Pharmacist					130	2
<b>Grand Total</b>	<b>29,029</b>	<b>218</b>	<b>31,436</b>	<b>207</b>	<b>28,193</b>	<b>175</b>

The Medical Doctor Undergraduate program (MDUG) had a total of 4 distinct students, representing 6 placements and 63 days, arriving at BC Mental Health and Substance Use facilities from April 1, 2019 – March 31, 2020. See Table 30

for a breakdown by site and specialty. Please note that the total for the number of distinct students does not represent the sum of the data by site due to the same student having placements in multiple specialties and locations.

**TABLE 30 MDUG – Total # of Distinct Students, Placements and Requested Days by Site and Specialty**

Site/Specialty	# of Distinct Students	# of Placements	Total # of Days
Forensic	4	6	63
Forensic Psychiatry	4	6	63
<b>Grand Total</b>	<b>4</b>	<b>6</b>	<b>63</b>

The Post Graduate Medical Education program (PGME) had a total of 26 distinct students, representing 89 placements and 2,713 days, arriving at BC Mental Health and Substance Use facilities from April 1, 2019 – March 31, 2020. See Table 31 for a breakdown by site and specialty. Please note

that the total for the number of distinct students does not represent the sum of the data by site due to the same student having placements in multiple specialties and locations.

**TABLE 31 PGME – Total # of Distinct Students, Placements and Requested Days by Site and Specialty**

Site/Specialty	# of Distinct Students	# of Placements	Total # of Days
BbyCtrMH	24	74	2,255
Psychiatry	24	74	2,255
Forensic	4	15	458
Psychiatry	2	8	246
Forensic Psychiatry	2	7	212
<b>Grand Total</b>	<b>26</b>	<b>89</b>	<b>2,713</b>

In FY 2019-20, BCMHSUS facilities declined a total of 35 placement requests representing 39 students and 10,855 hours. Requests are for individual and group placements which is why the number of students exceeds the number

of requests. Top reasons for these declines for all sites are shown in Table 32. The top discipline declined is nursing placements. See Appendix B for all PHSA declines by discipline, program and reason for FY 19-20.

**TABLE 32 # of Students and Hours by Discipline, Site and Reasons for Placement Decline**

Discipline/Site/Reason	Count of Reason	Sum of Students	Sum of Student Hours
Nursing	20	24	5,501
BbyCtrMH	3	3	1,080
No supervisor / preceptor is available	3	3	1,080
CHS	1	1	220
Other / special reason (use ONLY if no other reason applies)	1	1	220
Forensic	15	19	3,993
No Reply from Destination (RC users)	1	1	240
No supervisor / preceptor is available	4	4	638
Request not suitable for area requested	2	2	528
Student not suitable for area requested	1	1	299
Too many students on unit/program	6	10	1,928

Discipline/Site/Reason	Count of Reason	Sum of Students	Sum of Student Hours
Unit workload	1	1	360
MentHthAdc	1	1	208
No supervisor / preceptor is available	1	1	208
Social Work	11	11	4,446
BbyCtrMH	2	2	728
No supervisor / preceptor is available	2	2	728
CHS	1	1	450
Other / special reason (use ONLY if no other reason applies)	1	1	450
Forensic	6	6	2,368
No supervisor / preceptor is available	4	4	1,570
Too many students on unit/program	2	2	798
MentHthAdc	2	2	900
Other / special reason (use ONLY if no other reason applies)	1	1	450
Unit workload	1	1	450
Psychology	2	2	608
Forensic	2	2	608
Student not suitable for area requested	2	2	608
Other Health	2	2	300
Forensic	2	2	300
Conflicts with other requests	2	2	300
<b>Grand Total</b>	<b>35</b>	<b>39</b>	<b>10,855</b>

Table 33 shows the estimated cost of staff time by discipline for FY 19-20. Excluded from this table is estimated cost related to medical students.

**TABLE 33** Estimated Cost of Preceptor Time by Discipline, Sub-discipline and Encounter Type for FY

Discipline	Sub-discipline	Group Cost	One to One Cost	Total Cost
Nursing	Psychiatric Nursing Bacc - BScN/BN/RPN Psych	\$0	\$85,542	\$85,542
	Bacc Nursing - BScN/BSN/BN	\$23,380	\$53,725	\$77,105
	Psychiatric Nursing - Diploma	\$0	\$18,000	\$18,000
	Licensed/Registered Practical Nurse	\$0	\$4,088	\$4,088
	Registered Nurse	\$0	\$1,600	\$1,600
	Nurse Practitioner	\$0	\$1,600	\$1,600
Social Work	Bachelor of Social Work	\$0	\$38,833	\$38,833
	Master of Social Work	\$0	\$15,000	\$15,000
	Social Services Worker Certificate	\$0	\$2,333	\$2,333
Other Health	Masters of Public Health	\$0	\$21,533	\$21,533
	Community Health Worker	\$0	\$750	\$750
Rehabilitation Sciences	Occupational Therapist	\$0	\$19,167	\$19,167
Psychology	Counselling Psychology	\$0	\$8,333	\$8,333
	Psychology (Masters)	\$0	\$7,467	\$7,467
Pharmacy	Pharmacist	\$0	\$15,500	\$15,500
Therapist	Recreation Therapist Degree	\$0	\$12,133	\$12,133
<b>Grand Total</b>		<b>\$23,380</b>	<b>\$305,605</b>	<b>\$328,985</b>

## BUILD EFFECTIVE PARTNERSHIPS AND COLLABORATIONS THAT SUPPORT INNOVATION

Table 34 shows the distribution of student hours by educational institution and sub-discipline by fiscal year. Of the 18 educational institutions with an active placement in

FY 19-20, the top three, UBC, Langara College and Kwantlen Polytechnic University, represent 56% of all student hours.

**TABLE 34** Distribution of Student Placements by Educational Institution and Sub-discipline by FY

Education Institution	Sub-discipline	FY 17-18	FY 18-19	FY 19-20
University of British Columbia		3,019	8,467	8,682
	Bacc Nursing - BScN/BSN/BN	368	5,376	5,628
	Occupational Therapist	975	1,013	1,150
	Pharmacist	640	320	930
	Master of Social Work	450	900	
	Bachelor of Social Work	378	378	378
	Counselling Psychology			500
	Masters of Public Health		480	
	Nurse Practitioner	208		96
Langara College		4,728	5,088	3,600
	Bacc Nursing - BScN/BSN/BN	4,728	5,088	3,600
Kwantlen Polytechnic University		6,356	4,408	3,596
	Bacc Nursing - BScN/BSN/BN	4,540	1,352	964
	Psychiatric Nursing Bacc - BScN/BN/RPN Psych	1,180	2,360	2,536
	Health Unit Coordinator/Nursing Unit Clerk	636	600	
	Registered Nurse		96	96
Douglas College		1,997	4,743	3,552
	Psychiatric Nursing Bacc - BScN/BN/RPN Psych	1,647	3,258	2,597
	Recreation Therapist Degree		805	910
	Diploma of Social Work		520	
	Community Health Worker	350		45
	Psychiatric Nursing Bacc - BScN/BN/RPN Psych - Post Diploma		160	
University of Victoria		974	1,676	1,792
	Bacc Nursing - BScN/BSN/BN	624	1,248	1,092
	Bachelor of Social Work	350	350	700
	Bacc Nursing - Post Diploma BSN/BN		78	
Stenberg College		3,740	1,440	1,080
	Psychiatric Nursing - Diploma	3,420	1,440	1,080
	Community Health Worker	320		
University of Northern British Columbia		560	524	965
	Bachelor of Social Work		524	965
	Master of Social Work	560		
University of the Fraser Valley		1,290	420	900
	Master of Social Work	450		900
	Bachelor of Social Work	840	420	
Queens University				800
	Masters of Public Health			800
Thompson Rivers University		852	1,348	614
	Bacc Nursing - BScN/BSN/BN	432	1,048	614
	Bachelor of Social Work	420		
	Registered Nurse		300	
BCIT		600	600	600
	Bacc Nursing - BScN/BSN/BN	600	600	600
Adler University			850	448
	Psychology (Masters)		700	448
	Counselling Psychology		150	
Simon Fraser University				415
	Masters of Public Health			415
University of Alberta				400



Education Institution	Sub-discipline	FY 17-18	FY 18-19	FY 19-20
	Masters of Public Health			400
Nicola Valley Institute of Technology				287
	Bachelor of Social Work			287
College of New Caledonia		180	103	245
	Licensed/Registered Practical Nurse	180	65	245
	Medical Office Assistant		38	
Vancouver Career College			280	140
	Social Services Worker Certificate		280	140
Okanagan College			144	78
	Bacc Nursing - BScN/BSN/BN		144	78
Western Washington University			360	
	Occupational Therapist		360	
Vancouver Community College		225	465	
	Rehabilitation Assistant	225	465	
Vancouver College of Massage Therapy		464		
	Massage Therapist	464		
Dalhousie University		450		
	Master of Social Work	450		
Renison University College			14	
	Master of Social Work		14	
Vancouver Island University		350	350	
	Bachelor of Social Work	350	350	
University of Manitoba		420		
	Bachelor of Social Work	420		
Capilano University		2,784	156	
	Music Therapist	2,784	156	
Sprott Shaw College		40		
	Other Administrative	40		
<b>Grand Total</b>		<b>29,029</b>	<b>31,436</b>	<b>28,193</b>

# BC CENTRE FOR DISEASE CONTROL (BCCDC)



BC Centre for Disease Control  
Provincial Health Services Authority

## BUILD STUDENT EDUCATION CAPACITY

### Placement Activity

In FY 19-20, BCCDC provided 2,791 student hours (excluding medical students) of which 78% were one-to-one preceptorships (supervised by a PHSA preceptor/employee) and 22% were group placements (supervised by an

instructor provided by the educational institution). A breakdown of student hours and students by site, discipline, sub-discipline and fiscal year can be found in Table 35.

**TABLE 35 Total # of Students and Placement Hours by Site, Discipline and Sub-discipline by Fiscal Year**

Discipline/Sub-discipline	FY 17-18		FY 18-19		FY 19-20	
	Total Student Hours	Total # of Students	Total Student Hours	Total # of Students	Total Student Hours	Total # of Students
BCCDC	323	3	5,020	15	2,791	13
Other Health	35	1	4,200	9	1,315	3
Masters of Public Health	35	1	4,200	9	1,315	3
Nursing	288	2	480	4	1,276	8
Bacc Nursing - BScN/BSN/BN	288	2	480	4	1,276	8
Food & Nutrition			160	1	200	2
Dietitian			160	1	200	2
Health Information Management			180	1		
Health Information Management			180	1		
<b>Grand Total</b>	<b>323</b>	<b>3</b>	<b>5,020</b>	<b>15</b>	<b>2,791</b>	<b>13</b>

The Medical Doctor Undergraduate program (MDUG) had a total of 5 distinct students, representing 8 placements and 98 days, arriving at BCCDC facilities from April 1, 2019 – March 31, 2020. See Table 36 for a breakdown by specialty

and site. Please note that the total for the number of distinct students does not represent the sum of the data by site due to the same student having placements in multiple specialties and locations.

**TABLE 36 MDUG – Total # of Distinct Students, Placements and Requested Days by Site and Specialty**

Site/Specialty	# of Distinct Students	# of Placements	Total # of Days
BCCDC	5	8	98
Public Health	5	8	98
<b>Grand Total</b>	<b>5</b>	<b>8</b>	<b>98</b>

The Post Graduate Medical Education program (PGME) had a total of 19 distinct students, representing 39 placements and 1,078 days, arriving at BCCDC facilities from April 1, 2019 – March 31, 2020. See Table 37 for a breakdown by

specialty and site. Please note that the total for the number of distinct students does not represent the sum of the data by site due to the same student having placements in multiple specialties and locations.

**TABLE 37 PGME – Total # of Distinct Students, Placements and Requested Days by Site and Specialty**

Site/Specialty	# of Distinct Students	# of Placements	Total # of Days
BCCDC	19	39	1,078
Public Health	7	22	616
Pathology	12	15	420
Respirology	1	1	28
Family Medicine	1	1	14
<b>Grand Total</b>	<b>19</b>	<b>39</b>	<b>1,078</b>

In FY 2019-20, BCCDC declined a total of 2 placement requests representing 2 students and 660 hours. Requests are for individual and group placements which is why the number of students may exceed the number of requests.

Top reasons for these declines for all sites are shown in Table 38. The top discipline declined is nursing placements. See Appendix B for all PHSA declines by discipline, program and reason for FY 19-20.

**TABLE 38 # of Students and hours by Discipline, Site and Reasons for Placement Decline**

Discipline/Site/Reason	Count of Reason	Sum of Students	Sum of Student Hours
Nursing	2	2	660
BCCDC	2	2	660
No Reason given	1	1	300
Student not suitable for area requested	1	1	360
<b>Grand Total</b>	<b>2</b>	<b>2</b>	<b>660</b>

Table 39 shows the estimated cost of staff time by discipline for FY 19-20. Excluded from this table is estimated cost related to medical students.

**TABLE 39 Estimated Cost of Preceptor Time by Discipline, Sub-discipline and Encounter Type for FY**

Discipline	Sub-discipline	Group Cost	One to One Cost	Total Cost
Other Health	Masters of Public Health	\$0	\$17,533	\$17,533
	Bacc Nursing - BScN/BSN/BN	\$1,530	\$11,067	\$12,597
Food & Nutrition	Dietitian	\$0	\$3,333	\$3,333
<b>Grand Total</b>		<b>\$1,530</b>	<b>\$31,933</b>	<b>\$33,463</b>

## BUILD EFFECTIVE PARTNERSHIPS AND COLLABORATIONS THAT SUPPORT INNOVATION

Table 40 shows the distribution of student hours by educational institution and sub-discipline by fiscal year. Of the 5 educational institutions with an active placement in

FY 19-20, the top three, University of Victoria, UBC and BCIT, represent 77% of all student hours.

**TABLE 40** Distribution of Student Placements by Educational Institution and Sub-discipline by FY

Education Institution	Sub-discipline	FY 17-18	FY 18-19	FY 19-20
University of Victoria				900
	Masters of Public Health			900
University of British Columbia			1,600	624
	Masters of Public Health		1,440	
	Bacc Nursing - BScN/BSN/BN			424
	Dietitian		160	200
BCIT				612
	Bacc Nursing - BScN/BSN/BN			612
Simon Fraser University			1,680	415
	Masters of Public Health		1,680	415
Vancouver Community College		288	480	240
	Bacc Nursing - BScN/BSN/BN	288	480	240
University of Toronto			560	
	Masters of Public Health		560	
Douglas College			180	
	Health Information Management		180	
McMaster University		35		
	Masters of Public Health	35		
University of Alberta			520	
	Masters of Public Health		520	
<b>Grand Total</b>		<b>323</b>	<b>5,020</b>	<b>2,791</b>

# BC EMERGENCY HEALTH SERVICES (BCEHS)

## BUILD STUDENT EDUCATION CAPACITY

### Placement Activity

In FY 19-20, BCEHS provided 58,586 student hours (excluding medical students) that were all one-to-one preceptorships (supervised by a PHSA preceptor/

employee). A breakdown of student hours and students by course and fiscal year can be found in Table 41.

**TABLE 41** Total # of Students and Placement Hours by Course and Fiscal Year

Discipline/Sub-discipline	FY 17-18		FY 18-19		FY 19-20	
	Total Student Hours	Total # of Students	Total Student Hours	Total # of Students	Total Student Hours	Total # of Students
Paramedic	70,939	NA	59,103	402	58,586	351
Primary Care Paramedic	48,286	NA	46,098	337	43,165	313
Advanced Care Paramedic	22,653	NA	13,005	65	15,421	38
<b>Grand Total</b>	<b>70,939</b>	<b>NA</b>	<b>59,103</b>	<b>402</b>	<b>58,586</b>	<b>351</b>

Table 42 shows the estimated cost of staff time by discipline for FY 19-20.

**TABLE 42** Estimated Cost of Preceptor Time by Discipline, Sub-discipline and Encounter Type for FY

Discipline	Sub-discipline	Group Cost	One to One Cost	Total Cost
Paramedic	Primary Care Paramedic	\$0	\$1,726,603	\$1,726,603
	Advanced Care Paramedic	\$0	\$616,820	\$616,820
<b>Grand Total</b>		<b>\$0</b>	<b>\$2,343,423</b>	<b>\$2,343,423</b>

## APPENDIX A – GLOSSARY

GLOSSARY		
TERM	DESCRIPTION	DATA SOURCE
METRIC DEFINITIONS		
<b>Metric 1a</b> – Total number of Student Hours by Receiving Agency, Discipline, and Encounter Type	Total number of Student Hours (calculated as number of student's X requested placement hours) for the confirmed placement status beginning within the Fiscal Year. These numbers are calculated by Receiving Agency, HSPnet discipline, sub-discipline and Encounter Type (Group or One-to-One)	BCEHS programs: Clinical placements are captured in the HSPnet data defined below. All other placements (On-Car, On-Plane) are provided by BCEHS program managers who are queried through email for annual numbers. Potential source is JIBC excel worksheets but will not include data from AET, Heartsafe or Holland College.  All other: HSPnet activity report/custom field
<b>Metric 1b</b> – # of Medical Students by Type (Undergraduate and Post graduate) and Specialty	Total number of Students (not hours) with placements at PHSA facilities for both undergraduate and graduate medical student programs from UBC. Excluded are UBC and non-UBC visiting medical student placements.	HSPnet custom report - Security/Access Listing - Students/Instructors - Network Account – Medicine by FY
<b>Metric 1c</b> – # of Medical Students hours by Type and Specialty	TBD	Review of this metric is underway to design one that better reflects medical student placements.
<b>Metric 1d</b> – # of Confidentiality /Learning Hub Orientation Courses Completed by Participant Type	A count of those completing the Student Privacy/Confidentiality course on the Learning Hub from a designated student, employee, or unidentified email address.  USED AS A PROXY FOR MEDICAL STUDENT VOLUME IN FY 2013-14	Source: LH Course Completed report from Sarah Titcomb, manual  No longer reported, see definition
<b>Metric 1e</b> – Estimated Cost of Staff Time by Discipline and Encounter Type	Total number of student hours * \$40 average wage. The ratio of staff hours to student hours of 1:5 for one-to-one, and 1:20 for group placements is utilized.	Hours used for this calculation include data from Metric 1a above. Manually calculated.
<b>Metric 1f</b> - # of confirmed placement requests by month	The sum of the # of Placement Requests by the month in which it starts within the Fiscal Year.	HSPnet Activity report by FY + custom field month
<b>Metric 1g</b> - # of PHSA declined placements by top reason	The number of declines for the Declined by Agency (DecA) status and reasons as provided in HSPnet.	HSPnet custom report: Cancellation/Decline Reasons - Cancellation/Decline Reasons by FY
<b>Metric 1h</b> – Number of staff participants involved in preceptor and educator training (Educator Pathway and BCEHS programs)	Educator Pathway Program participant report, manual. A sum of all levels. <u>Level 1 - Preceptor/Mentor Theory and Practice (EP Level 1 &amp; 1A)</u> <ul style="list-style-type: none"> <li>▪ The preceptor and mentor competency development and education programs vary across agencies within PHSA.</li> </ul> <u>Level 2 - Education Theory and Practice (Staff preparing for Clinical Educator Role)</u> <ul style="list-style-type: none"> <li>▪ 8 Instructional days spread over the course of 4 months.</li> <li>▪ Content moves to supporting group and classroom learning focused on a specific clinical area of practice.</li> <li>▪ Eligibility – PHSA professional clinical staff in an educator role that primarily focuses on program specific education. Endorsement letter from leader required.</li> </ul>	Educator Pathway participant report (from Sandra Harris, Lead – Educator Pathway Program) and Self-reported numbers by BCEHS Manager, Education Operations

GLOSSARY		
TERM	DESCRIPTION	DATA SOURCE
	<p><u>Level 3 - Education Theory and Practice:</u></p> <ul style="list-style-type: none"> <li>▪ Five instructional days over 3 months.</li> <li>▪ Focus is on supporting learning beyond the context of a specific clinical area of practice. Best suited for experienced educators shifting from developing content-based education to concept-based facilitation for learners across programs, disciplines and/or Health Service Delivery Areas.</li> <li>▪ Eligibility – PHSA professional clinical staff in an educator role and who have significant experience as an educator, and whose role typically goes beyond the confines of a specific practice area.</li> <li>▪ Endorsement letter from leader required</li> </ul> <p><u>Level 4 – master’s in education from a University.</u></p>	
<b>Metric 1i</b> – # of Preceptors in HSPnet with and without a placement within the Fiscal Year	Calculated number of preceptors showing as active in HSPnet – those without a placement from the Unused Supervisors Report.	BCEHS programs: List of active preceptors with and without is provided by BCEHS program managers who are queried through email for annual numbers. For paramedic programs (PCP, ACP, CCP) a report from Peoplesoft showing which employee (using employee number) received instructor pay premium during the FY shows who had an active placement during the FY.  All other: HSPnet custom report: Unused Supervisor Report and Listing of all Preceptors run on April 1 from HSPnet report wizard.
<b>Metric 1j</b> – # of Destinations in HSPnet with and without a placement within the Fiscal Year	A listing of destinations within an agency, and a tally of each PR status for each destination. Calculated number for only the confirmed placement status.	Source: Customer HSPnet report listing all destinations with and without a placement
<b>Metric 1k</b> – # of PHSA staff with Student Education activities as part of defined job responsibilities.	TBD	TBD
<b>Metric 2a</b> – Number of formal affiliation agreements and % based on the Standard Template	A count of the number of educational institutions with an affiliation agreement and their designation as a private or public entity and on the standard or non-standard template	Affiliation Agreement excel worksheet from Student Education + custom fields
<b>Metric 2b</b> – Top % of education institutions by student hours	Sum of student hours by education institution. Calculation of the top 90% or above.	All other: HSPnet Activity data
<b>Metric 2c</b> – Number of student hours in ambulatory and/or inter-professional collaborative practice setting by site	Utilizing the destination field in the HSPnet activity report, added another field called practice setting. Decisions on assigning a destination to a particular practice setting made by Student Education department. Calculates the number of student hours by the ambulatory/ outpatient setting type.	BCEHS programs: Assigned as On-car or On-plane depending on program  All others: HSPnet Activity data + custom fields
<b>Metric 2d</b> – Distribution of student hours by Student Education setting	Utilizing the practice setting field, calculates the number of student hours in each category.	All Disciplines: HSPnet Activity data + custom field

GLOSSARY		
TERM	DESCRIPTION	DATA SOURCE
<b>Metric 3a</b> - # of hires at PHSA with a previous Student Education placement	A survey of previous practice placement activities as part of the New Hire Orientation Online course. It's mandatory for all regular, temporary and casual PHSA new hires including PHSA employees returning from leave and those returning to PHSA after a two-year period. It excludes employees moving internally (from one PHSA position to another), non-salaried/salaried physicians, students, volunteers and contractors. The process is managed by PHSA Talent Acquisition. The invite for the online New Hire Orientation Course is automatically generated by the new hire e-form. Other data elements included in the course are name, email and course completion date.	New Hire Orientation Online Course on PHSA Learning Hub. Annual Data provided by PHSA Talent Acquisition in excel format.
<b>Metric 3b</b> – QCLE survey results	TBD	TBD
<b>Metric 3c</b> – RSPE survey result	The validated survey tools from the PLACES study, Placements for Learners: Assessing Capacity and effectiveness of Clinical Sites. To be disseminated to individual clinical areas for implementation.	Fluidsurveys responses from all disseminated survey for the fiscal year. Data is managed by PHSA Student Education.
HSPnet DEFINITIONS		
PLACEMENT TYPE		
One-to-one (supervision provided by PHSA preceptor)	<p>These placements include the following types of encounters:</p> <p><b>Preceptor:</b> These involve direct care and are supervised by an individual of the same discipline. An individual placement with an experienced practitioner in a collegial learning relationship; students may be assigned to one or more preceptors during the placement. A preceptor is an employee/contractor of the Receiving site; the educational program may also identify an instructor, facilitator or liaison.</p> <p><b>Observation:</b> A supervised placement involving student observation only, or "shadowing" a service provider.</p> <p><b>Project:</b> Does not involve direct care, students function independently. An opportunity for one or more students to work on a project involving content, data, and/or materials that are furnished by the Receiving site. Supervision is provided by a Project Supervisor, who is an employee/contractor of the Receiving site; the educational program may also assign an instructor, facilitator or liaison.</p> <p><b>Fieldwork:</b> Individual: A placement that is focused on linking what is learned in class with what is seen, collected, and tested in the field. Supervision is provided by a field guide, who is an employee/contractor of the Receiving Site; the educational program may also identify a facilitator or liaison.</p> <p><b>Internship:</b> A placement involving supervised practical experience, for a student or recent graduate. Supervision is provided by a preceptor or supervisor, who is an employee or contractor of the Receiving site; the educational program may also assign an instructor, facilitator, or liaison.</p> <p><b>Student Education:</b> A generic description for placements in educational programs that prefer not to use another term like "Fieldwork" or "Preceptor".</p>	



GLOSSARY		
TERM	DESCRIPTION	DATA SOURCE
One-to-one - continued (supervision provided by PHSA preceptor)	<p><b>Independent Study:</b> A placement that is organized by a learner directly, and not through an educational program. The learner may be a student or graduate. The placement does not normally involve direct patient care. Supervision is provided by an employee/contractor of the Receiving Site.</p> <p><b>Collaborative Learning Unit:</b> A preceptored placement of students in groups on a unit where a Collaborative Learning Unit (CLU) program has been introduced (e.g. BC). Students are involved in direct patient care and have a high level of independence. All staff on the unit participate in the teaching-learning relationship with all students in the CLU group.</p>	
Group (supervision provided by instructor from education institution)	<p><b>Group:</b> Instructor led, groups of two or more students in a placement location, under the clinical supervision of an instructor or faculty member who is assigned by the educational program.</p> <p><b>Alternate experiences:</b> involves spending a portion of a placement in an alternate destination within the same receiving agency. An experience offered to students of an Instructor-led Group, whereby some or all students from the "parent" group may rotate to another unit for one or more shifts. Supervision is provided by the instructor who is assigned by the educational program.</p>	
HOURS		
Student Hours	Total number of placement hours for all students (groups and non-groups) for all confirmed placements (calculated as # of students x the number of placement hours requested).	
Placement Hours	Total number of hours requested, per student/group for all confirmed placements.	
PLACEMENT STATUS		
Confirmed	Represents all accepted requests that are confirmed by the school and agency.	
Declined by Agency	Represents all requests that were officially declined by the receiving agency. The reasons for decline are also captured for this placement status.	
Accepted by Agency	Represents all accepted requests that have not been confirmed by the school. Once a school accepts the placement, it becomes a Confirmed Status.	
OTHER APPLICABLE HSPnet TERMS		
Discipline	A health sciences field of expertise such a Nursing or Medical Radiography,	
Placing Agency	Typically, a health sciences educational institution that initiates a student placement but can be any organization that places a student (e.g. BCEHS).	
Placement Destination	The physical or virtual location in which the student will complete their placement experience (e.g. 6 <sup>th</sup> floor surgical ward, 2B). A destination is considered "active" if a Destination Coordinator is actively managing the Inbox (accepting/declining).	
Receiving Agency/Site	The agency (typically but not necessarily a health services organization) that receives a student placement request. The Receiving Agency represents the legal entity (health authority, private lab, etc.) as opposed to the placement destination or site.	
GENERAL TERMS		
Students	Learners who are involved in a Student Education experience as part of their studies in an undergraduate, graduate, post-graduate (e.g. post-doctoral fellow) or post-professional (e.g. resident) education program in the health and human services professions. This may include students from non-clinical programs in health services support areas such as information management, human resources, communications and decision support.	

GLOSSARY		
TERM	DESCRIPTION	DATA SOURCE
Student Education	The component of an educational program in which students learn and practice in a community, clinical or simulated setting. It provides the experiential learning that helps students acquire the necessary skills, attitudes and knowledge to practice effectively in their field. It may include direct contact with patients/clients and access to their personal health information.	
Affiliation Agreement	A legal contract that defines the roles and responsibilities of a health authority and education institution in providing Student Education.	
Practice Setting	<p><b>Inpatient</b> - a student placement that takes place only in an inpatient care delivery setting.</p> <p><b>Outpatient/Ambulatory</b> - a student placement that takes place only in an outpatient or ambulatory care delivery setting.</p> <p><b>Mixed (OP/Amb &amp; Inpatient)</b> - a student placement that takes place partly in an inpatient setting and partly in outpatient/ambulatory care settings.</p> <p><b>Admin/Support Services</b> - a student placement that takes place in a health authority administrative or support unit versus a clinical care delivery unit.</p> <p><b>Public/Pop Health</b> - a student placement that takes place in a service unit focused on public or population health (e.g. epidemiology program at BC CANCERDC).</p> <p><b>On Car/Plane</b> – a student placement that takes place on a BC Ambulance or Air Ambulance.</p>	
Fiscal Year	<p>April 1, 2015 – March 31, 2016</p> <p>April 1, 2016 – March 31, 2017</p> <p>April 1, 2017 – March 31, 2018</p> <p>April 1, 2018 – March 31, 2019</p> <p>April 1, 2019 – March 31, 2020</p>	

## APPENDIX B – NUMBER OF STUDENTS AND HOURS BY DISCIPLINE, PROGRAM AND DECLINE REASON

Discipline/Site/Reason	Count of Reason	Sum of Students	Sum of Student Hours
<b>Nursing</b>	<b>182</b>	<b>227</b>	<b>44,538</b>
<b>BCCH</b>	<b>105</b>	<b>138</b>	<b>24,357</b>
Conflicts with other requests	3	3	624
No Reason given	1	1	12
No supervisor / preceptor is available	11	12	2,159
Other / special reason (use ONLY if no other reason applies)	21	21	3,746
Request not suitable for area requested	10	22	2,464
Service has changed (see Comments)	3	3	468
Student not suitable for area requested	2	2	672
Too many hours/shifts requested	5	20	2,616
Too many students on unit/program	42	47	10,530
Unit workload	7	7	1,066
<b>BCW</b>	<b>41</b>	<b>49</b>	<b>10,156</b>
Conflicts with other requests	1	1	228
No Reason given	4	8	473
No supervisor / preceptor is available	8	8	1,804
Other / special reason (use ONLY if no other reason applies)	7	7	2,052
Request not suitable for area requested	2	2	260
Too many students on unit/program	18	22	4,932
Unit workload	1	1	408
<b>Forensic</b>	<b>15</b>	<b>19</b>	<b>3,993</b>
No Reply from Destination (RC users)	1	1	240
No supervisor / preceptor is available	4	4	638
Request not suitable for area requested	2	2	528
Student not suitable for area requested	1	1	299
Too many students on unit/program	6	10	1,928
Unit workload	1	1	360
<b>BCC-Van</b>	<b>4</b>	<b>4</b>	<b>1,800</b>
No supervisor / preceptor is available	1	1	300
Other / special reason (use ONLY if no other reason applies)	1	1	300
Too many students on unit/program	2	2	1,200
<b>Sunny Hill</b>	<b>4</b>	<b>4</b>	<b>1,104</b>
Other / special reason (use ONLY if no other reason applies)	2	2	612
Request not suitable for area requested	1	1	180
Too many students on unit/program	1	1	312
<b>BbyCtrMH</b>	<b>3</b>	<b>3</b>	<b>1,080</b>
No supervisor / preceptor is available	3	3	1,080
<b>BCCDC</b>	<b>2</b>	<b>2</b>	<b>660</b>
No Reason given	1	1	300
Student not suitable for area requested	1	1	360
<b>BCC-Abbot</b>	<b>2</b>	<b>2</b>	<b>464</b>
No Reason given	1	1	104
No supervisor / preceptor is available	1	1	360
<b>BCC-Surrey</b>	<b>1</b>	<b>1</b>	<b>360</b>
No supervisor / preceptor is available	1	1	360
<b>CHS</b>	<b>1</b>	<b>1</b>	<b>220</b>
Other / special reason (use ONLY if no other reason applies)	1	1	220
<b>MentHthAdc</b>	<b>1</b>	<b>1</b>	<b>208</b>

Discipline/Site/Reason	Count of Reason	Sum of Students	Sum of Student Hours
No supervisor / preceptor is available	1	1	208
BCC-Kel	3	3	136
No supervisor / preceptor is available	1	1	8
Unit workload	2	2	128
Social Work	16	16	6,368
Forensic	6	6	2,368
No supervisor / preceptor is available	4	4	1,570
Too many students on unit/program	2	2	798
MentHthAdc	2	2	900
Other / special reason (use ONLY if no other reason applies)	1	1	450
Unit workload	1	1	450
BbyCtrMH	2	2	728
No supervisor / preceptor is available	2	2	728
BCCH	2	2	572
No Reply from Destination (RC users)	1	1	286
Too many students on unit/program	1	1	286
CHS	1	1	450
Other / special reason (use ONLY if no other reason applies)	1	1	450
BCC-Surrey	1	1	450
Other / special reason (use ONLY if no other reason applies)	1	1	450
BCW	1	1	450
Other / special reason (use ONLY if no other reason applies)	1	1	450
BCC-Van	1	1	450
No supervisor / preceptor is available	1	1	450
Psychology	5	5	1,708
BCC-Van	2	2	800
No supervisor / preceptor is available	2	2	800
Forensic	2	2	608
Student not suitable for area requested	2	2	608
BCW	1	1	300
Other / special reason (use ONLY if no other reason applies)	1	1	300
Administration	5	5	540
BCCH	3	3	360
No supervisor / preceptor is available	2	2	240
Student not suitable for area requested	1	1	120
BCW	2	2	180
No supervisor / preceptor is available	1	1	90
Unit workload	1	1	90
Other Health	3	3	310
Forensic	2	2	300
Conflicts with other requests	2	2	300
BCW	1	1	10
Destination is closed during placement period	1	1	10
Technologist/Technician	1	1	160
BCCH	1	1	160
Conflicts with other requests	1	1	160
Pharmacy	1	1	160
BCC-Van	1	1	160
Conflicts with other requests	1	1	160
<b>Grand Total</b>	<b>213</b>	<b>258</b>	<b>53,784</b>

## APPENDIX C – EDUCATION INSTITUTIONS WITH AFFILIATION AGREEMENTS IN PLACE FY 2019-20

STANDARD TEMPLATE
<b>PUBLIC</b>
Athabasca University
BC Institute of Technology
Brock University
Burnaby School District #41
Camosun College
Capilano University
Cardiff University
College of New Caledonia
Curtin University
Dalhousie University
Douglas College
Emily Carr University of Art & Design
HealthCareCAN
Justice Institute of BC
Kwantlen Polytechnic University
Lakehead University
Langara College
McGill University
McMaster University
Mount Royal University
Nicola Valley Institute of Technology
North Island College
Northern Alberta Institute of Technology
Okanagan College
Paris Descartes University
Queens University
Royal Roads University
Ryerson University
Selkirk College
Simon Fraser University
Thompson Rivers University - Open Learning
University of Abertay, Scotland
University of Alberta
University of Calgary
University of Guelph
University of Lethbridge
University of Manitoba
University of Northern BC
University of Porto

STANDARD TEMPLATE
University of Saskatchewan
University of the Fraser Valley
University of Victoria
University of Washington - School of Pharmacy
University of Waterloo
Vancouver Community College
Vancouver Island University
Western University - Ontario
Western Washington University
Wilfred Laurier University
Yorkville University
<b>PRIVATE</b>
Adler University
Aspen University
Bilkent University, Turkey
City University of Seattle (Vancouver)
Grand Canyon University
LaunchLife International
Northwestern University
Sarah Lawrence College
Sprott-Shaw College
Stanford University
Stenberg College
Trinity Western University
Vancouver Art Therapy Institute
Vancouver Career College
West Coast College of Health Care
West Coast College of Massage Therapy
<b>NO STANDARD TEMPLATE</b>
<b>PUBLIC</b>
Department of National Defense
Simon Fraser University
UBC - Health Sciences
UBC - School of Nursing
UBC - Social Work
UBC - University of British Columbia
University of Toronto
<b>PRIVATE</b>
City University of Seattle (Victoria)
Western Seminary – Seattle

## APPENDIX D – TOTAL STUDENT HOURS BY EDUCATION INSTITUTION, DISCIPLINE AND SUB-DISCIPLINE BY FISCAL YEAR

APPENDIX D				
Education Institution	Discipline/Sub-discipline	Total Student Hours		
		FY 17-18	FY 18-19	FY 19-20
<b>BCIT</b>		<b>40,696</b>	<b>64,813</b>	<b>67,329</b>
	Administration	160	1,120	800
	Medical Office Assistant	160	1,120	800
	Nursing	19,293	25,470	31,189
	Post-RN Specialty	11,493	17,814	17,824
	Bacc Nursing - BScN/BSN/BN	7,800	7,656	13,365
	Other Health		875	700
	Biomedical Engineer		875	700
	Technologist/Technician	14,859	20,375	16,205
	Medical Laboratory Technologist	8,075	8,250	8,250
	Sonography Tech	2,562	3,150	2,359
	Radiology Tech	2,732	3,050	3,046
	Nuclear Medicine Tech	1,040	2,400	1,200
	Clinical Genetics Technologist	450	2,180	900
	Magnetic Resonance Imaging (MRI) Technology/Technician		1,120	
	Perfusionist		225	450
	Therapist	6,384	16,973	18,435
	Radiation Therapist	6,384	16,973	18,435
<b>Justice Institute of BC</b>		<b>66,235</b>	<b>53,980</b>	<b>52,705</b>
	Paramedic	66,235	53,980	52,705
	Primary Care Paramedic	45,164	40,819	37,061
	Advanced Care Paramedic	20,879	12,993	15,421
	Paramedic-Advanced/Critical Care	192	168	224
<b>University of British Columbia</b>		<b>45,191</b>	<b>45,251</b>	<b>45,519</b>
	Administration			120
	Master of Library and Information Services			120
	Food & Nutrition	2,336	2,832	2,680
	Dietitian	2,336	2,832	2,680
	Nursing	26,508	20,296	21,160
	Bacc Nursing - BScN/BSN/BN	25,204	20,168	19,871
	Nurse Practitioner	1,304	128	1,229
	Nursing - Masters			60
	Other Health	252	2,172	570
	Masters of Public Health		1,920	480
	Various - Multidisciplinary/Interdisciplinary	252	252	90
	Pharmacy	5,680	8,800	9,398
	Pharmacist	5,680	8,800	9,398
	Psychology	100	100	1,600
	Psychology (PHD)		100	
	Counselling Psychology	100		1,600
	Rehabilitation Sciences	7,237	7,001	7,363
	Occupational Therapist	3,845	3,420	3,889
	Physiotherapist	2,816	3,304	2,552
	Audiologist		248	216
	Speech & Language Pathologist/Communications	576	29	706
	Social Work	3,078	3,978	2,628
	Master of Social Work	2,700	3,600	2,250
	Bachelor of Social Work	378	378	378
	Dental Medicine		72	
	Doctor of Dental Medicine		72	
<b>Langara College</b>		<b>23,793</b>	<b>20,387</b>	<b>21,754</b>
	Nursing	23,685	20,117	21,268

APPENDIX D				
Education Institution	Discipline/Sub-discipline	Total Student Hours		
		FY 17-18	FY 18-19	FY 19-20
	Bacc Nursing - BScN/BSN/BN	23,685	20,117	21,268
	Other Health	108	270	486
	Therapeutic Touch Practitioner	108	270	486
<b>Douglas College</b>		<b>9,970</b>	<b>19,631</b>	<b>13,582</b>
	Health Information Management		2,160	672
	Health Information Management		2,160	672
	Nursing	9,060	15,026	11,880
	Bacc Nursing - BScN/BSN/BN	7,413	9,884	7,836
	Psychiatric Nursing Bacc - BScN/BN/RPN Psych	1,647	4,982	4,044
	Psychiatric Nursing Bacc - BScN/BN/RPN Psych - Post Diploma		160	
	Other Health	350		45
	Community Health Worker	350		45
	Social Work		520	
	Diploma of Social Work		520	
	Therapist	560	1,925	985
	Recreation Therapist Degree	560	1,925	985
<b>Thompson Rivers University</b>		<b>18,218</b>	<b>19,175</b>	<b>11,014</b>
	Nursing	648	1,780	1,214
	Bacc Nursing - BScN/BSN/BN	648	1,480	614
	Registered Nurse		300	600
	Social Work	420		
	Bachelor of Social Work	420		
	Therapist	17,150	17,395	9,800
	Respiratory Therapist	17,150	17,395	9,800
<b>Kwantlen Polytechnic University</b>		<b>16,378</b>	<b>15,060</b>	<b>12,504</b>
	Administration	1,044	1,320	
	Health Unit Coordinator/Nursing Unit Clerk	1,044	1,320	
	Nursing	15,334	13,740	12,504
	Bacc Nursing - BScN/BSN/BN	12,374	10,184	8,512
	Psychiatric Nursing Bacc - BScN/BN/RPN Psych	2,960	3,460	3,800
	Registered Nurse		96	192
<b>Simon Fraser University</b>		<b>2,510</b>	<b>5,850</b>	<b>6,460</b>
	Other Health	2,060	4,200	5,860
	Masters of Public Health	2,060	4,200	5,860
	Psychology	450	1,650	600
	Psychology (Masters)	450	1,650	600
<b>Vancouver Community College</b>		<b>3,710</b>	<b>5,037</b>	<b>4,669</b>
	Administration	860	864	1,828
	Health Unit Coordinator/Nursing Unit Clerk	620	780	1,660
	Medical Transcriptionist		84	168
	Medical Office Assistant	240		
	Nursing	1,800	2,568	2,016
	Bacc Nursing - BScN/BSN/BN	1,800	2,568	2,016
	Pharmacy	300	300	300
	Pharmacy Technician	300	300	300
	Rehabilitation Sciences	450	705	225
	Rehabilitation Assistant	450	705	225
	Technologist/Technician	300	600	300
	Medical Laboratory Assistant	300	600	300
<b>Stenberg College</b>		<b>6,540</b>	<b>3,520</b>	<b>2,923</b>
	Administration	2,640	1,440	1,043
	Health Unit Coordinator/Nursing Unit Clerk	1,560	840	683
	Clerical - General	1,080	600	360
	Nursing	3,420	1,440	1,080
	Psychiatric Nursing - Diploma	3,420	1,440	1,080
	Other Health	320		

APPENDIX D				
Education Institution	Discipline/Sub-discipline	Total Student Hours		
		FY 17-18	FY 18-19	FY 19-20
	Community Health Worker	320		
	Pharmacy	160	480	800
	Pharmacy Technician	160	480	800
	Technologist/Technician		160	
	Medical Laboratory Assistant		160	
<b>University of Victoria</b>		<b>2,876</b>	<b>3,330</b>	<b>5,095</b>
	Nursing	2,526	2,980	2,395
	Bacc Nursing - BScN/BSN/BN	1,478	1,643	1,092
	Nurse Practitioner	970	1,155	1,095
	Nursing - Masters		104	208
	Bacc Nursing - Post Diploma BSN/BN	78	78	
	Other Health			900
	Masters of Public Health			900
	Psychology			300
	Counselling Psychology			300
	Social Work	350	350	1,500
	Bachelor of Social Work	350	350	1,050
	Master of Social Work			450
<b>AET Paramedic Academy</b>		<b>2,409</b>	<b>2,672</b>	<b>2,384</b>
	Paramedic	2,409	2,672	2,384
	Primary Care Paramedic	2,409	2,672	2,384
<b>Heartsafe EMS</b>		<b>713</b>	<b>2,523</b>	<b>3,721</b>
	Paramedic	713	2,523	3,721
	Primary Care Paramedic	713	2,523	3,721
<b>Trinity Western University</b>		<b>2,664</b>	<b>2,304</b>	<b>2,352</b>
	Nursing	2,664	2,304	2,352
	Bacc Nursing - BScN/BSN/BN	2,664	2,304	2,352
<b>University of the Fraser Valley</b>		<b>1,290</b>	<b>1,335</b>	<b>2,550</b>
	Social Work	1,290	1,335	2,550
	Bachelor of Social Work	840	735	
	Child and Youth Care Worker		600	1,200
	Master of Social Work	450		1,350
<b>Vancouver Art Therapy Institute</b>			<b>850</b>	<b>200</b>
	Therapist		850	200
	Art Therapist		850	200
<b>Adler University</b>			<b>850</b>	<b>448</b>
	Psychology		850	448
	Psychology (Masters)		700	448
	Counselling Psychology		150	
<b>University of Toronto</b>		<b>280</b>	<b>560</b>	
	Nursing	280		
	Nurse Practitioner	280		
	Other Health		560	
	Masters of Public Health		560	
<b>University of Northern British Columbia</b>		<b>560</b>	<b>524</b>	<b>1,415</b>
	Social Work	560	524	1,415
	Bachelor of Social Work		524	965
	Master of Social Work	560		450
<b>University of Alberta</b>		<b>130</b>	<b>520</b>	<b>400</b>
	Other Health	130	520	400
	Masters of Public Health	130	520	400
<b>Renison University College</b>			<b>476</b>	
	Social Work		476	
	Master of Social Work		476	
<b>CDI College</b>		<b>120</b>	<b>430</b>	<b>160</b>
	Pharmacy		310	160



APPENDIX D				
Education Institution	Discipline/Sub-discipline	Total Student Hours		
		FY 17-18	FY 18-19	FY 19-20
	Pharmacy Technician		310	160
	Technologist/Technician	120	120	
	Medical Laboratory Assistant	120	120	
Western Washington University			360	
	Rehabilitation Sciences		360	
	Occupational Therapist		360	
Vancouver Island University		350	350	
	Social Work	350	350	
	Bachelor of Social Work	350	350	
Okanagan College		144	324	258
	Nursing		144	78
	Bacc Nursing - BScN/BSN/BN		144	78
	Rehabilitation Sciences	144	180	180
	Rehabilitation Assistant	144	180	180
McGill University		184	320	400
	Nursing			400
	Bacc Nursing - BScN/BSN/BN			400
	Other Health	184	320	
	Bachelor of Science	184	320	
School District 41 - Burnaby		400	300	
	Administration	400	300	
	Medical Office Assistant	400	300	
Vancouver Career College			280	140
	Social Work		280	140
	Social Services Worker Certificate		280	140
Center for Distance Education			225	225
	Health Information Management		225	225
	Health Information Management		225	225
Athabasca University		520	210	70
	Nursing	520	210	70
	Nurse Practitioner	140	210	70
	Bacc Nursing - BScN/BSN/BN	380		
Capilano University		2,862	156	1,010
	Rehabilitation Sciences			160
	Rehabilitation Assistant			160
	Therapist	2,862	156	850
	Music Therapist	2,862	156	850
West Coast College of Health Care			150	
	Technologist/Technician		150	
	Medical Laboratory Assistant		150	
College of New Caledonia		180	103	245
	Administration		38	
	Medical Office Assistant		38	
	Nursing	180	65	245
	Licensed/Registered Practical Nurse	180	65	245
Paramedic - Undetermined			96	
	Paramedic		96	
	Primary Care Paramedic		84	
	Advanced Care Paramedic		12	
University of Waterloo			66	
	Other Health		38	
	Masters of Public Health		38	
	Psychology		28	
	Psychology (PHD)		28	
Dalhousie University		1,842	35	
	Other Health	42	35	

APPENDIX D				
Education Institution	Discipline/Sub-discipline	Total Student Hours		
		FY 17-18	FY 18-19	FY 19-20
	Other Health		35	
	Bachelor of Arts	42		
	Social Work	1,800		
	Master of Social Work	1,800		
<b>Camosun College</b>		<b>375</b>		
	Administration	375		
	Health Unit Coordinator/Nursing Unit Clerk	375		
<b>University of Manitoba</b>		<b>420</b>		
	Social Work	420		
	Bachelor of Social Work	420		
<b>CAN-Cdn Healthcare Association</b>				<b>35</b>
	Health Information Management			35
	Health Information Management			35
<b>Vancouver College of Massage Therapy</b>		<b>464</b>		
	Therapist	464		
	Massage Therapist	464		
<b>University of Saskatchewan</b>				<b>40</b>
	Food & Nutrition			40
	Dietitian			40
<b>Nicola Valley Institute of Technology</b>				<b>287</b>
	Social Work			287
	Bachelor of Social Work			287
<b>Queens University</b>				<b>800</b>
	Other Health			800
	Masters of Public Health			800
<b>City University of Seattle</b>				<b>300</b>
	Psychology			300
	Counselling Psychology			300
<b>Holland College</b>		<b>1,774</b>		
	Paramedic	1,774		
	Advanced Care Paramedic	1,774		
<b>University of British Columbia - Okanagan</b>		<b>450</b>		<b>900</b>
	Social Work	450		900
	Master of Social Work	450		900
<b>Selkirk College</b>				<b>240</b>
	Administration			240
	Health Unit Coordinator/Nursing Unit Clerk			240
<b>Confederate College</b>				<b>75</b>
	Technologist/Technician			75
	Medical Radiation Technology			75
<b>McMaster University</b>		<b>35</b>		<b>360</b>
	Other Health	35		
	Masters of Public Health	35		
	Social Work			360
	Child and Youth Care Worker			360
<b>HealthcareCAN</b>				<b>70</b>
	Health Information Management			70
	Health Information Management			70
<b>Northern Alberta Institute of Technology</b>		<b>640</b>		
	Technologist/Technician	640		
	Magnetic Resonance Imaging (MRI) Technology/Technician	640		
<b>Wilfrid Laurier University</b>				<b>462</b>
	Social Work			462
	Master of Social Work			462
<b>MacEwan University</b>		<b>420</b>		
	Nursing	420		

APPENDIX D				
Education Institution	Discipline/Sub-discipline	Total Student Hours		
		FY 17-18	FY 18-19	FY 19-20
	Post-LPN/RPN Specialty	420		
Sprott Shaw College		40		
	Administration	40		
	Other Administrative	40		
Grand Total		255,382	272,052	263,099

## APPENDIX E – NEW HIRE ORIENTATION COURSE-STUDENT EDUCATION QUESTIONS

Question	Answer																																																
Have you had a student practicum or placement at a PHSA site?	Yes Not Sure																																																
Select the site name(s) where your practicum or placement took place. If Other, please specify the name of the site.	Burnaby Centre for Mental Health BC Cancer BC Centre for Disease Control BC Children's Hospital BC Emergency Health Services (BC Ambulance) BC Women's Hospital BC's Agency for Pathology and Laboratory Medicine Corrections Health Services Forensic Psychiatric Hospital Lower Mainland Pathology and Laboratory Medicine PHSA Corporate Services Sunny Hill Health Centre for Children Other (see next question)																																																
Select the educational institution you were attending at the time of your practicum.	<table border="0"> <tr> <td>Adler University</td> <td>Selkirk College</td> </tr> <tr> <td>AET Paramedic Academy</td> <td>Simon Fraser University</td> </tr> <tr> <td>Athabasca University</td> <td>Stenberg College</td> </tr> <tr> <td>BCIT</td> <td>Thompson Rivers University</td> </tr> <tr> <td>Camosun College</td> <td>Trinity Western University</td> </tr> <tr> <td>Capilano University</td> <td>University of Alberta</td> </tr> <tr> <td>CDI College</td> <td>University of British Columbia</td> </tr> <tr> <td>Dalhousie University</td> <td>University of British Columbia - Okanagan</td> </tr> <tr> <td>Department of National Defense</td> <td>University of Northern British Columbia</td> </tr> <tr> <td>Douglas College</td> <td>University of the Fraser Valley</td> </tr> <tr> <td>Heartsafe First Aid Training</td> <td>University of Toronto</td> </tr> <tr> <td>Holland College</td> <td>University of Victoria</td> </tr> <tr> <td>Justice Institute of BC</td> <td>University of Waterloo</td> </tr> <tr> <td>Kwantlen Polytechnic University</td> <td>Vancouver Art Therapy Institute</td> </tr> <tr> <td>Langara College</td> <td>Vancouver Career College</td> </tr> <tr> <td>Nicola Valley Institute of Technology</td> <td>Vancouver Community College</td> </tr> <tr> <td>North Island College</td> <td>Vancouver Island University</td> </tr> <tr> <td>Okanagan College</td> <td>West Coast College of Health Care</td> </tr> <tr> <td>Queens University</td> <td>Other</td> </tr> </table>	Adler University	Selkirk College	AET Paramedic Academy	Simon Fraser University	Athabasca University	Stenberg College	BCIT	Thompson Rivers University	Camosun College	Trinity Western University	Capilano University	University of Alberta	CDI College	University of British Columbia	Dalhousie University	University of British Columbia - Okanagan	Department of National Defense	University of Northern British Columbia	Douglas College	University of the Fraser Valley	Heartsafe First Aid Training	University of Toronto	Holland College	University of Victoria	Justice Institute of BC	University of Waterloo	Kwantlen Polytechnic University	Vancouver Art Therapy Institute	Langara College	Vancouver Career College	Nicola Valley Institute of Technology	Vancouver Community College	North Island College	Vancouver Island University	Okanagan College	West Coast College of Health Care	Queens University	Other										
Adler University	Selkirk College																																																
AET Paramedic Academy	Simon Fraser University																																																
Athabasca University	Stenberg College																																																
BCIT	Thompson Rivers University																																																
Camosun College	Trinity Western University																																																
Capilano University	University of Alberta																																																
CDI College	University of British Columbia																																																
Dalhousie University	University of British Columbia - Okanagan																																																
Department of National Defense	University of Northern British Columbia																																																
Douglas College	University of the Fraser Valley																																																
Heartsafe First Aid Training	University of Toronto																																																
Holland College	University of Victoria																																																
Justice Institute of BC	University of Waterloo																																																
Kwantlen Polytechnic University	Vancouver Art Therapy Institute																																																
Langara College	Vancouver Career College																																																
Nicola Valley Institute of Technology	Vancouver Community College																																																
North Island College	Vancouver Island University																																																
Okanagan College	West Coast College of Health Care																																																
Queens University	Other																																																
Select the discipline you graduated from.	<table border="0"> <tr> <td>Art Therapist</td> <td>Paramedic - Advanced Care</td> </tr> <tr> <td>Audiologist</td> <td>Paramedic - Emergency Medical Responder</td> </tr> <tr> <td>Child and Youth Care Worker</td> <td>Paramedic - Primary Care</td> </tr> <tr> <td>Clerical - General</td> <td>Pathologist</td> </tr> <tr> <td>Clinical Genetics Technologist</td> <td>Perfusionist</td> </tr> <tr> <td>Dentist</td> <td>Pharmacist</td> </tr> <tr> <td>Dietitian</td> <td>Pharmacy Technician</td> </tr> <tr> <td>Health Care Assistant</td> <td>Physician</td> </tr> <tr> <td>Health Information Management</td> <td>Physiotherapist</td> </tr> <tr> <td>Leadership</td> <td>Psychiatrist</td> </tr> <tr> <td>Medical Device Reprocessing</td> <td>Psychology - Counselling</td> </tr> <tr> <td>Technician</td> <td>Psychology - Clinical</td> </tr> <tr> <td>Medical Laboratory Assistant</td> <td>Psychology - other</td> </tr> <tr> <td>Medical Laboratory Technologist</td> <td>Public Health</td> </tr> <tr> <td>Medical Office Assistant</td> <td>Radiation Therapist</td> </tr> <tr> <td>Midwives</td> <td>Radiology Tech</td> </tr> <tr> <td>Music Therapist</td> <td>Recreation Therapist</td> </tr> <tr> <td>Nuclear Medicine Tech</td> <td>Rehabilitation Assistant</td> </tr> <tr> <td>Nursing - NP</td> <td>Respiratory Therapist</td> </tr> <tr> <td>Nursing - RN</td> <td>Social Work</td> </tr> <tr> <td>Nursing - RPN</td> <td>Sonography Tech</td> </tr> <tr> <td>Nursing - LPN</td> <td>Speech &amp; Language Pathologist</td> </tr> <tr> <td>Occupational Therapist</td> <td>Unit Clerk /Unit Coordinator</td> </tr> <tr> <td>Orthotist</td> <td>Other</td> </tr> </table>	Art Therapist	Paramedic - Advanced Care	Audiologist	Paramedic - Emergency Medical Responder	Child and Youth Care Worker	Paramedic - Primary Care	Clerical - General	Pathologist	Clinical Genetics Technologist	Perfusionist	Dentist	Pharmacist	Dietitian	Pharmacy Technician	Health Care Assistant	Physician	Health Information Management	Physiotherapist	Leadership	Psychiatrist	Medical Device Reprocessing	Psychology - Counselling	Technician	Psychology - Clinical	Medical Laboratory Assistant	Psychology - other	Medical Laboratory Technologist	Public Health	Medical Office Assistant	Radiation Therapist	Midwives	Radiology Tech	Music Therapist	Recreation Therapist	Nuclear Medicine Tech	Rehabilitation Assistant	Nursing - NP	Respiratory Therapist	Nursing - RN	Social Work	Nursing - RPN	Sonography Tech	Nursing - LPN	Speech & Language Pathologist	Occupational Therapist	Unit Clerk /Unit Coordinator	Orthotist	Other
Art Therapist	Paramedic - Advanced Care																																																
Audiologist	Paramedic - Emergency Medical Responder																																																
Child and Youth Care Worker	Paramedic - Primary Care																																																
Clerical - General	Pathologist																																																
Clinical Genetics Technologist	Perfusionist																																																
Dentist	Pharmacist																																																
Dietitian	Pharmacy Technician																																																
Health Care Assistant	Physician																																																
Health Information Management	Physiotherapist																																																
Leadership	Psychiatrist																																																
Medical Device Reprocessing	Psychology - Counselling																																																
Technician	Psychology - Clinical																																																
Medical Laboratory Assistant	Psychology - other																																																
Medical Laboratory Technologist	Public Health																																																
Medical Office Assistant	Radiation Therapist																																																
Midwives	Radiology Tech																																																
Music Therapist	Recreation Therapist																																																
Nuclear Medicine Tech	Rehabilitation Assistant																																																
Nursing - NP	Respiratory Therapist																																																
Nursing - RN	Social Work																																																
Nursing - RPN	Sonography Tech																																																
Nursing - LPN	Speech & Language Pathologist																																																
Occupational Therapist	Unit Clerk /Unit Coordinator																																																
Orthotist	Other																																																
Select the year that you completed your program of study.	Enter 4-digit year																																																

Question	Answer
If you had a student practice experience at PHSA, did it encourage you to come back and work	Yes No Neutral Not applicable Other
Please feel free to share any final comments (as this survey is confidential, please do not include any information that will help us identify you).	Free form text field